



Everyday life amid the destruction of conflict in Kabul, Afghanistan.  
© UN PHOTO /  
ESKINDER DEBEBE



# ADDRESSING CONFLICT AND VIOLENCE FROM 2015 A VISION OF GOALS, TARGETS AND INDICATORS

This briefing paper presents options for goals, targets and indicators that could help address conflict and violence as part of the post-2015 development framework. It builds on a series of three Saferworld Issue Papers entitled 'Addressing conflict and violence from 2015'. Issue Paper 1 presented evidence on the impact of conflict and violence on development – articulating why the post-2015 development framework needs to address conflict and violence. Issue Paper 3 explored the perspectives of influential countries that will have an important role in deciding whether peacebuilding commitments are included – illustrating some of the international political considerations that could help smooth the way to consensus on the right goals, targets and indicators. Issue Paper 2 asked 'what are the key challenges to peacebuilding and development in conflict-affected and fragile contexts?' and 'what works in addressing them?' Drawing on global evidence to answer these questions, it identified a set of key issues for addressing conflict and violence. This paper presents options for goals, targets and indicators on the key issues identified in Issue Paper 2. It illustrates a model of how the post-2015 framework can be designed to do two things: motivate decision makers to pursue the right policy responses to reduce violence and prevent conflict; and provide an accurate picture of progress as they do so.

## INSIDE

**SHOULD GOALS, TARGETS AND INDICATORS BE GLOBAL?**

**SETTING THE RIGHT TARGETS**

**OPTIONS FOR INTEGRATING TARGETS**

**GETTING THE INDICATORS RIGHT**

**INDICATOR OPTIONS FOR PEACE-RELATED TARGETS**





# SHOULD GOALS, TARGETS AND INDICATORS BE GLOBAL?

## Key points

- Global goals, targets and indicators are needed to uphold progress.
- They should be limited to genuinely universal key issues. Indicators that could be progressive in one context could have unintended, harmful impacts in another: these must be avoided.
- Countries should benchmark where they are against them and define how to approach the targets according to context.

**There are some strong arguments both for including global targets and indicators in the new global development framework and for avoiding them in favour of a 'global vision – local targets and indicators' model.**

Weighing these arguments, Saferworld believes that the benefits of adopting not only a global vision at goal level, but also global targets and indicators, outweigh the drawbacks – especially if steps are taken to mitigate the latter. Although each context is different, tackling conflict and violence is in the shared interest of all countries and essential for successful

development. The Millennium Declaration and numerous other UN documents in recent years have acknowledged this.<sup>1</sup> Global targets and indicators on the key global issues can help pursue this shared interest. Issue Paper 2 presented a review of global evidence regarding key issues that need to be addressed to create sustainably peaceful societies. To overcome conflict and violence, it is these things that the new global framework should encourage countries to address, through relevant incentives and sound measures of progress.

## The case for 'global vision – local targets and indicators'

- Each context has unique challenges and therefore fixing targets and indicators for all countries at the global level could make the new framework irrelevant to some contexts.
- Targets designed for one context may do harm if pursued in another – a point of particular concern from a peacebuilding perspective given that 'what brings peace to most countries can bring conflict to some'.<sup>2</sup>
- Setting global targets has the potential to be demotivating: in some countries targets might not be ambitious enough, so would not drive progress; in other cases, they might be too ambitious to be achievable.
- Global targets and indicators are undesirable because decision-making powers should rest with the most local body that is competent to deal with a particular issue.

## The case for global goals, targets and indicators

- The existing Millennium Development Goals (MDGs) illustrate how important measuring progress is to upholding commitments. Many of the commitments in the Millennium Declaration were not acted on, but those underpinned by global targets and indicators were pursued.
- Global targets and indicators can play an important role in fostering collaborative international action, informing and directing the flow of resources towards contexts and problems requiring attention. Without shared indicators, comparison and prioritisation would be reduced to guesswork.
- The existing MDG framework's clarity and simplicity is the foundation for its high public profile. This has driven political commitment, attracted financial resources and concentrated efforts on the ground.<sup>3</sup> In the same way the motivational power of the post-2015 framework will depend on whether it has clarity and simplicity. If each country or region had its own targets and indicators this would not result in a clear, global framework at all – severely limiting the new framework's impact.
- Each country or region having its own targets and indicators would duplicate national development planning processes – multiplying the conversation at the expense of meaningful action.
- The purpose and focus of a global development framework is separate from that of national and local development planning. As a voluntary framework there is no need for it to function as a template that constricts or duplicates autonomous national analysis, consultation and decision-making. Even if global targets and indicators are adopted, each country will retain full autonomy to plan and sequence its own development process.
- The risks of global targets and indicators that are ill-fitting to context can be mitigated: firstly, by ensuring that they focus on genuinely universal key issues; secondly, by ensuring context-specific baselines and benchmarks are used to project a realistic aspiration for progress at the national level.

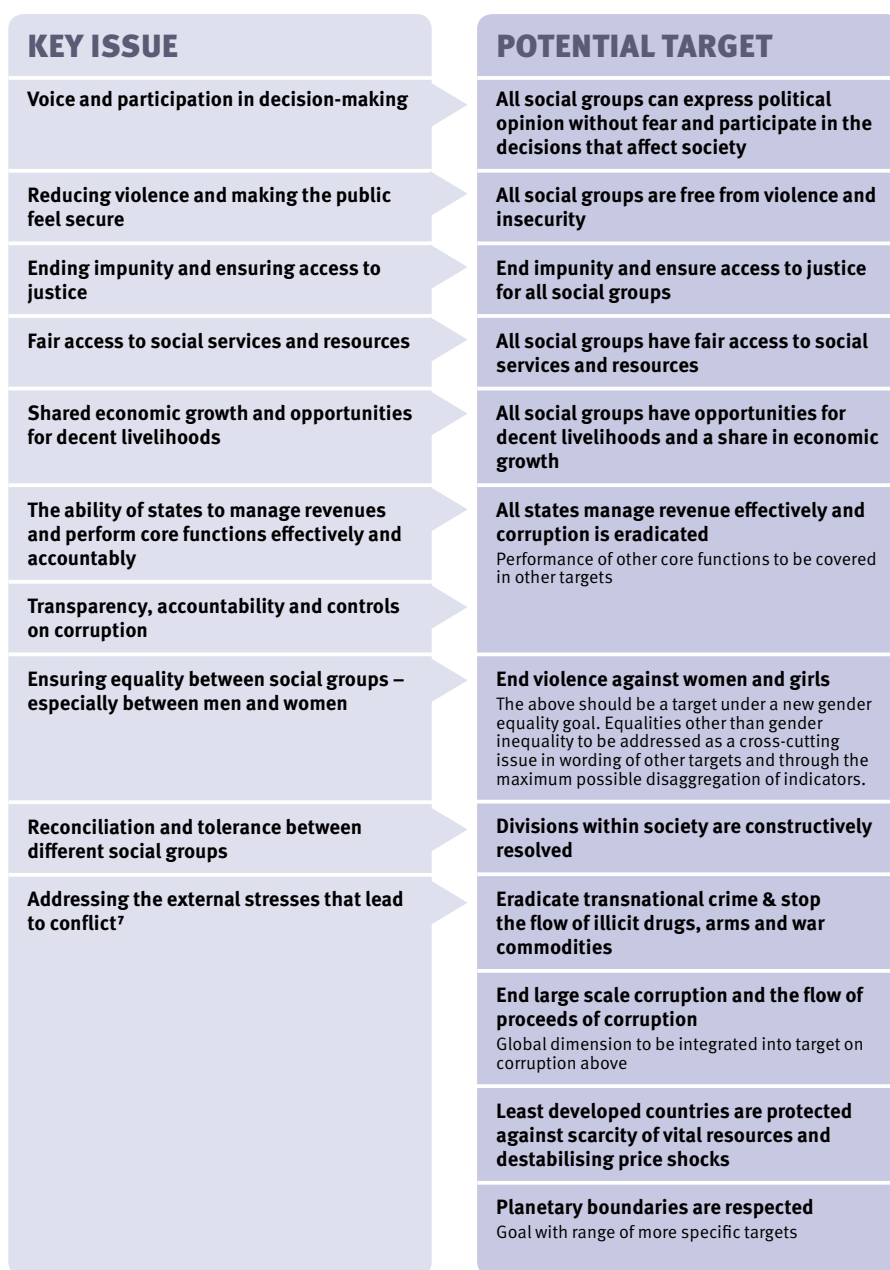
# SETTING THE RIGHT TARGETS

**Putting forward a goal, target and indicator framework is a hugely important and challenging piece of work which requires detailed thinking, time and wide consultation.**

Targets and indicators need to concentrate international efforts on achieving sector-wide outcomes that, taken together, add up to a coherent narrative of how to achieve sustainable peace, security and justice alongside other key aspects of human progress (equitable and sustainable social and economic development). Targets, and the indicators through which they are defined, need to express broad, summative, whole-of-sector outcomes, rather than only a narrow element of the overall goal.<sup>4</sup>

Saferworld's review of multi-country assessments in Issue Paper 2 identified fundamental building blocks of reduced violence, sustainable peace and development progress that we would suggest have universal value for all country contexts, if pursued through context-sensitive planning and sequencing. These could be translated into targets as shown in the diagram opposite. If the High Level Panel on the post-2015 Development Agenda (HLP) and the United Nations General Assembly (UNGA) are serious about addressing conflict and violence in an evidence based and holistic way, it would be unwise for them to omit commitments on any of these areas from the new framework.

For each target in this diagram, Saferworld has not attempted to define the level of progress that should be envisaged. Doing so would require further technical work (development of data-gathering capacities and setting of global baselines) and policy debate between all stakeholders. Pending this, the targets have been provisionally worded as 100% targets: 100% achievement of human goods; 100% eradication of problems to be addressed for all social groups. This may not be possible in every case, and there are different options for designing targets to offer maximum motivation for development and peacebuilding progress. However, the 100% option would avoid defining success in a way that would allow pockets of exclusion to persist. This and the use of the wording 'all social groups' could help identify which groups are furthest behind through disaggregation of indicators, and focus policy responses on assisting them.



It would be unfair, unrealistic and a missed opportunity to place the entire burden for achievement of peace, security and justice on national governments of conflict- and violence-affected countries. For this reason, as well as envisaging national-level targets that would be relevant in all countries, the diagram above suggests specific targets in a neglected area of the post-2015 debate: global factors that drive conflict and violence around the world. Building on the World Development Report 2011 and work by OECD INCAF, targets on global factors should address illicit flows of drugs, arms, and money, transnational

crime, resource scarcity and price shocks.<sup>5</sup>

We have also noted the need to respect planetary boundaries in the new framework, at goal rather than target level, in recognition of the crucial importance of environmental sustainability for conflict prevention.

Targets on global factors could be included either under a specific goal on peace, security and justice or as part of an updated 'global partnership for development'. Their inclusion would make a decisive move towards coherence between actors and sectors and between local, national and global solutions.<sup>6</sup>



# OPTIONS FOR INTEGRATING TARGETS

Twelve targets are articulated above: how in practice could these fit in to the new framework? Saferworld believes there are only two viable options,<sup>8</sup> illustrated in the two diagrams below. We consider both of the options shown in the diagrams opposite to be fully responsive to the evidence and arguments we made in our previous issue papers. Each has its own strengths.

Under Option 1, a single goal 'Achieve sustainable peace, security and justice' is upheld by pursuit of a holistic range of peacebuilding targets. This option would bring out the interdependence of different aspects of lasting peace. Unifying peace-related targets under a single goal would offer a more balanced and realistic framework for measuring overall progress towards not only the absence of violence but also the elements of positive, just and lasting peace. This option would also provide supporters of peace-related commitments with a more straightforward 'ask' to the developers of the new framework (whereas calling for the inclusion of a range of targets that have peacebuilding implications under different thematic goals of the new framework would be a more challenging endeavour).

## OPTION 1: A HOLISTIC PEACE GOAL



**Under Option 2, a holistic set of targets for addressing drivers of conflict and violence is integrated across all the sectors of the new post-2015 framework as a dimension.**

Saferworld’s preference is for option 2. This option offers a better recognition that building peace and reducing violence is a multidimensional endeavour that cannot be achieved without synergised efforts in all sectors of development. It also provides a practical model for operationalising the UN Task Team’s vision of peace and security as one of four dimensions of a new, more holistic, global development framework. This option would guarantee that in any given sector, targets and indicators would contribute

not only to development but also to conflict prevention and violence reduction. For example, if all social groups have fair access to social services (healthcare, education etc.), this can strengthen state-society relations and reduce the inequalities between groups that can fuel conflict.<sup>9</sup>

Option 2 would go some way towards breaking down the silos between peace, security, justice and the broader range of social, economic, political and environmental aspects of human development. Such a decisive move towards coherence between actors and sectors and between local, national and global solutions could bring important multiplier effects for both development and peacebuilding

effectiveness. To take an economic example, for every ten places a country rises up the Global Peace Index, per capita income rises by \$3,100.<sup>10</sup> Given the overwhelming evidence that violence, conflict and underdevelopment go hand in hand,<sup>11</sup> if development efforts contribute more effectively to conflict prevention and violence reduction, this will significantly enhance efforts to eradicate poverty and achieve all other post-2015 goals.

We have not attempted to define goals and targets in all sectors of the post-2015 framework, only to illustrate how key peacebuilding targets could be integrated amongst them.

**OPTION 2: INTEGRATING PEACE AS A DIMENSION**

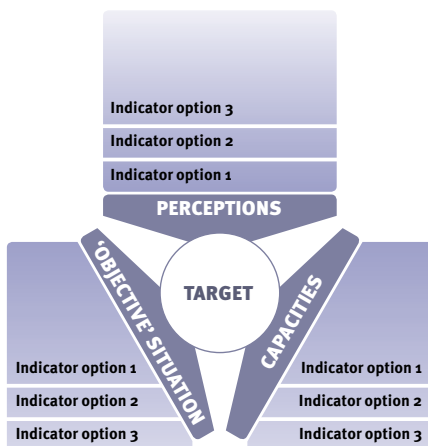
Goal	Goal on social services (health, education)	Goal on gender equality	Goal on respect for planetary boundaries	Goal on sustainable and inclusive economic development	Goal on inclusive, responsive, accountable state-society relations	Goal: Overcome violence, insecurity and injustice
TARGET:	<b>TARGET: All social groups have fair access to social services and resources</b>	<b>TARGET: Violence against women &amp; girls is eliminated</b>	TARGET:	<b>TARGET: All social groups have opportunities for decent livelihoods &amp; a share in economic growth</b>	<b>TARGET: All social groups can express political opinion without fear and participate in the decisions that affect society</b>	<b>TARGET: All social groups are free from violence &amp; insecurity</b>
TARGET:	TARGET:	TARGET: Women’s economic empowerment	TARGET:	<b>TARGET: Least developed countries are protected against scarcity of vital resources &amp; destabilising price shocks</b>	<b>TARGET: All states manage revenue effectively &amp; corruption is eradicated</b>	<b>TARGET: End impunity &amp; ensure access to justice for all social groups</b>
TARGET:	TARGET:	TARGET: Women’s political empowerment	TARGET:	TARGET:	TARGET:	<b>TARGET: Divisions within society are constructively resolved</b>
				TARGET:	TARGET:	<b>TARGET: Eradicate transnational crime &amp; stop the flow of illicit drugs, arms &amp; war commodities</b>

# GETTING THE INDICATORS RIGHT

**Developing global indicators that are fit for the purpose of promoting peace, security and justice is a difficult but not impossible task.**

When measuring progress towards addressing conflict and violence, changes in capacity are not the same as better outcomes – and better outcomes are not enough unless they generate confidence among all social groups. Therefore no single indicator can in every context tell a full, fair story about progress. Peace-related commitments in the new framework will need to be monitored using 3-sided indicator baskets that combine:

- **Capacity** Indicators – is capacity developing to address the key issue?
- **'Objective' Situation**<sup>12</sup> Indicators – do statistical measures of actual societal situations show that improvements are being achieved?
- **Public Perceptions** Indicators – does the public feel that an improvement is occurring?



None of these will by itself present a full, reliable picture – but when combined each indicator type can validate the other – helping to avoid misleading results and perverse incentives. It is therefore crucially important that peacebuilding indicators in the post-2015 framework are not reduced to one or two 'catch-all' proxies that are supposed to show progress in addressing conflict and violence. Baskets of indicators can provide a valuable picture – single indicators will provide perverse incentives and misleading results.<sup>13</sup>


Perception-based measures are particularly important for peacebuilding purposes. They can support governments in particular in developing peacebuilding strategies and measures that build confidence by focusing on what the public wants delivered.

An example can help to clarify this: to measure progress in the thematic area of security, increases in capacity of police (such as the number of officers per homicide) are a step in the right direction. As greater security takes time to achieve in practice, **capacity indicators** help show and give credit for the level of effort that is being made to work towards improved security. But the effects of this capacity in terms of improved police performance and increasing security will not be clear unless clarified by improvement in an **'objective' situation indicator**, such as lower rates of violent death per 100,000 population. However, statistics on violent death are of variable reliability, are often politicised, can be manipulated (for example, by increasing the official estimate of the country's population), or could be lowered through heavy-handed approaches to security provision that would be cause for concern for human rights/conflict prevention. Therefore, a

**perceptions-based indicator** showing how safe the public actually feels can validate trends in the indicators on capacity development and the rate of violent deaths – illustrating whether the ultimate outcome of security provision (meeting public security needs) is actually being attained.

In addition to the overall conceptual approach of reinforcing targets through 3-sided indicator baskets, there are a few further important points to keep in mind when developing indicators on conflict prevention and violence reduction:

- **Disaggregation of indicators** makes it possible to spot differences in access to resources, services and benefits between, for example, racial, ethnic, religious, class, caste, clan, gender, age and income groups. Disaggregation according to refugee/IDP status can also provide important insights. This is crucial: tackling such inequalities is central to achieving fairness and overcoming conflict. Therefore Saferworld recommends the maximum possible disaggregation of all of the indicators below. As disaggregation may carry political sensitivities/risks for vulnerable groups, **confidential and impartial data gathering** mechanisms are preferable.<sup>14</sup>
- It is important to **include measurements of different aspects of the issue** being considered in the basket of indicators. For example, in almost all societies where their levels are not minimal, violent deaths predominantly affect males. It would be important to complement an 'objective' security indicator on violent deaths with a target/indicator on incidence of types of insecurity that more often affect women and girls.



In Nyala, Sudan, poverty reduction is inseparable from the achievement of lasting peace, security and justice.

© UN PHOTO ALBERT/GONZALEZ FARRAN

### Common weaknesses of available data and indices on peace, conflict and violence themes<sup>17</sup>

- Measures that rely on expert opinion carry the risk of subjective bias
- Surveys need to be standardised across greater numbers of contexts
- Survey data can be inconsistent across contexts due to factors such as linguistic and cultural difference
- Many existing surveys do not ask the same questions consistently, are not conducted at regular intervals and are not sufficiently disaggregated by identity group
- Sensitive issues such as sexual and intimate-partner violence are not easily captured through surveys due to socio-cultural pressures not to report
- Cross-country comparison of official data can also be misleading depending on capacity, definitions under which different phenomena such as crimes are recorded, differences in reporting rates, political factors etc
- Some existing aggregated indices on fragility, peacebuilding, statebuilding or governance have been criticised for questionable weighting of different sub-indicators, over-reliance on expert opinion and arbitrary cut-off points in the data
- There are often gaps in data for the most unstable contexts, for which data are most needed
- There are often delays in information becoming available, making real-time and even annual monitoring difficult
- Some themes are poorly covered by existing metrics: for example, justice, especially informal justice and reconciliatory capacities, inter-group relations, confidence in governance/institutions and factors related to non-state actors, private security actors, organised crime, civil society, community-based actors and local government.

- It is also important to **vary the data sources** from which the basket of indicators is to be drawn, in order to strengthen reliability of the overall picture being developed.<sup>15</sup>
- As argued above, global indicators are only desirable if they are limited to **upholding progress on a short list of priorities that are genuinely universal**. Some indicators that could be progressive in one context could have unintended, harmful impacts in another: these must be avoided.
- Although the value of any monitoring process will depend on data quality, the questions ‘what is our vision?’ and ‘what are the targets for reaching it?’ must be answered before the question ‘how do we monitor?’ An approach that sought to shape goals and targets within the parameters of what is currently measured would amount to a failure of aspiration: **developing capacity to monitor the right things will require changing what we measure and building capacities**.
- Development of capacity to measure progress in the right areas is in fact an urgent priority for operationalising the post-2015 development framework. **More data is available on key peace-related issues than is often assumed**, but there is also broad consensus in existing literature on common weaknesses of the available data sources and indices (see box opposite).
- Despite this, demonstrating the **feasibility of measuring progress on conflict and violence-related targets**, the indicators we identify below are in most cases accompanied by a ‘source’. This illustrates that there has in recent years been a multinational metric available attempting to monitor the

variable in question. This does demonstrate a basic feasibility, but is not a claim that this data source is adequate. The exact methodology used, the capacities to gather the data, the range of countries covered and the frequency of measurement may all need to be improved on – just as capacity to measure the previous round of MDGs needed to be built up.<sup>16</sup>

Building on the conceptual approach of developing 3-sided baskets of indicators, and noting other factors set out above, the diagrams on the following pages illustrate how indicators could be constructed for those of the targets suggested above in which Saferworld has some expertise. For themes on which we have particularly limited expertise (the suggested target ‘Least developed countries are protected against scarcity of vital resources and destabilising price shocks’ and the goal on respect for planetary boundaries), we have not suggested what the indicators should be. The diagrams are meant to illustrate how the three types of indicator we propose could reinforce global targets in each of the areas we see as critical to sustainable peace. In each case, we have placed the indicators we consider more promising (i.e. more feasible, acceptable and relevant) closer to the target.

Each of the target and indicator diagrams we include shows a range of indicator options. These could be developed to provide a feasible global measure of the target as part of a 3-sided indicator basket that combines measures of capacity, the 'objective' situation and perceptions. In each case, we have placed the indicators we consider more promising (i.e. more feasible, acceptable and relevant) closer to the target.

**Over the past year, how often, if ever, have you or anyone in your family had something stolen from your house?**

SOURCE: Afrobarometer

**Over the past year, how often, if ever, have you or anyone in your family been physically attacked?**

SOURCE: Afrobarometer

**Perception that the national security forces operate in accordance with the law/in the best interest of the people**

SOURCE: none known; suggested in UN Monitoring Peace Consolidation

**Reliability of police services score**

SOURCE: World Economic Forum – Global Competitiveness Report (WEF-GCR)

**Victimisation (sexual assault) in the past year**

SOURCE: International Crime Victims Survey (ICVS)

**Victimisation (attack, threat or stealing by force) in the past year**

SOURCE: ICVS

**Do the police treat people equally?**

SOURCE: piloted by Vera Institute of Justice

**How easy or difficult is it to get help from the police?**

SOURCE: Afrobarometer

**Alternative: Difficulty in getting help from the police?**

SOURCE: Arab Barometer

**Percentage of population who believe that they could contact the police to report a crime within 24 hours**

SOURCE: piloted by Vera Institute of Justice

**Do you have confidence in the military?**

SOURCE: Gallup World Poll

**Alternative: How much do you trust the army?**

SOURCE: Afrobarometer

**How much do you trust the police?**

SOURCE: Arab, Asian, East Asia and Afro barometers

**Do you feel safe walking alone at night in the city or area where you live?**

SOURCE: Gallup World Poll

**In the last 12 months, were you assaulted, mugged, or was property or money stolen from you or another household member?**

SOURCE: Gallup World Poll

**PERCEPTIONS**

**Deaths due to violence, war, civil conflict and other intentional injuries per 100,000 population**

SOURCE: WHO Global Burden of Disease

**Alternative: Homicides per 100,000 population**

SOURCE: UNODC

**Rate of population displacement due to violence**

SOURCE: International Displacement Monitoring Centre/UN High Commissioner for Refugees (UNHCR)

**Number of deaths from armed conflict**

SOURCE: Uppsala Conflict Data Program (UCDP)/IISS

**Number of children recruited by armed groups and violent gangs per 100,000 population**

SOURCE: none known

**Political stability and absence of violence score**

SOURCE: World Bank Worldwide Governance Indicators

**Total recorded crimes per 100,000 people**

SOURCE: UNODC

**Rule of law score**

SOURCE: World Bank Worldwide Governance Indicators

**Number of convictions over number of police**

SOURCE: UNODC

**Number of security officers and police per violent death**

SOURCE: UNODC, EIU

**Extent to which soldiers/police receive pay and compensation to which they are entitled**

SOURCE: none known; suggested in UN Monitoring Peace Consolidation

**ALL SOCIAL GROUPS ARE FREE FROM VIOLENCE AND INSECURITY**

**'OBJECTIVE' SITUATION**

**CAPACITIES**

**VIOLENCE AND INSECURITY**



We have illustrated indicators for two separate targets on security (freedom from violence and insecurity; elimination of violence against women). If the latter is not included in the post-2015 framework, it is important that any target on violence and security integrates measures of the types of violence and insecurity that primarily affect women, as well as disaggregating results by gender.

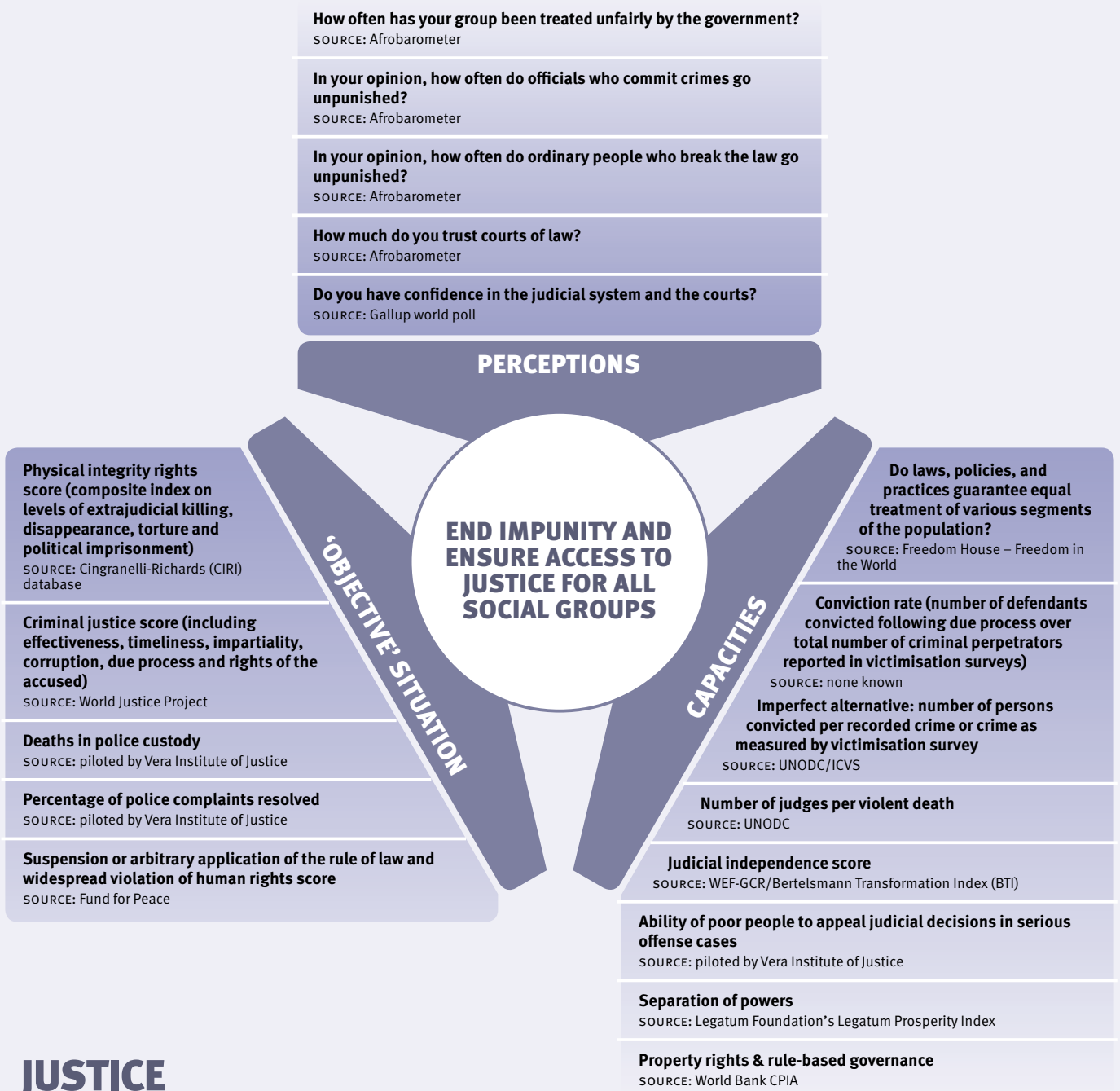
- Prevalence of female genital mutilation/cutting among girls**  
SOURCE: UNICEF Multiple Indicators Cluster Survey (MICS)/Measure – Demographic and Health Surveys
- Percentage of population belief that a husband is justified in hitting or beating his wife/partner**  
SOURCE: UNICEF Multiple Indicators Cluster Survey (MICS)  
**Measure – Demographic and Health Surveys/WHO Multi-country Study on Women’s Health and Domestic Violence**  
SOURCE: WHO-MSWHDV
- Percentage of women vs. men who believe that the police would respond if they reported a crime**  
SOURCE: piloted by Vera Institute of Justice
- How often are women treated unequally by the police and courts?**  
SOURCE: Afrobarometer
- Percentage of women survivors of intimate partner violence who accessed healthcare and/or counseling as a result of violence**  
SOURCE: Measure – Demographic and Health Surveys/WHO MSWHDV
- Percentage of female survivors of intimate partner violence who have talked to police or local authorities about it**  
SOURCE: Measure – Demographic and Health Surveys/WHO MSWHDV
- Percentage of women who have been subject to sexual abuse in the past 12 months**  
SOURCE: Measure – Demographic and Health Surveys/WHO MSWHDV  
**Alternative: Female victimisation (sexual assault) in the past year**  
SOURCE: ICVS
- Percentage of women who have been subject to physical or emotional abuse in the past 12 months**  
SOURCE: Measure – Demographic and Health Surveys/WHO-MSWHDV  
**Alternative: Female victimisation (attack, threat or stealing by force) in the past year**  
SOURCE: ICVS

**PERCEPTIONS**

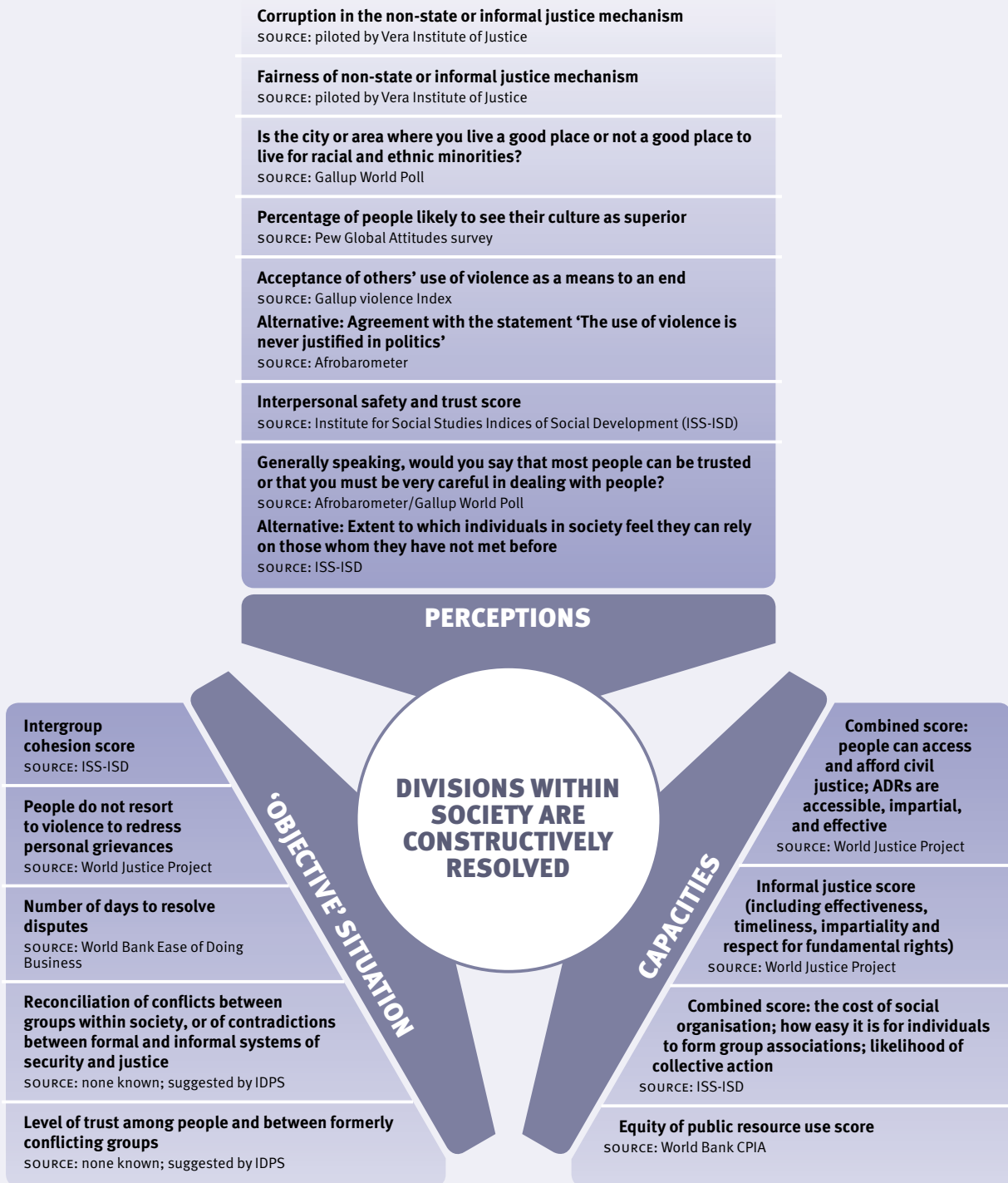


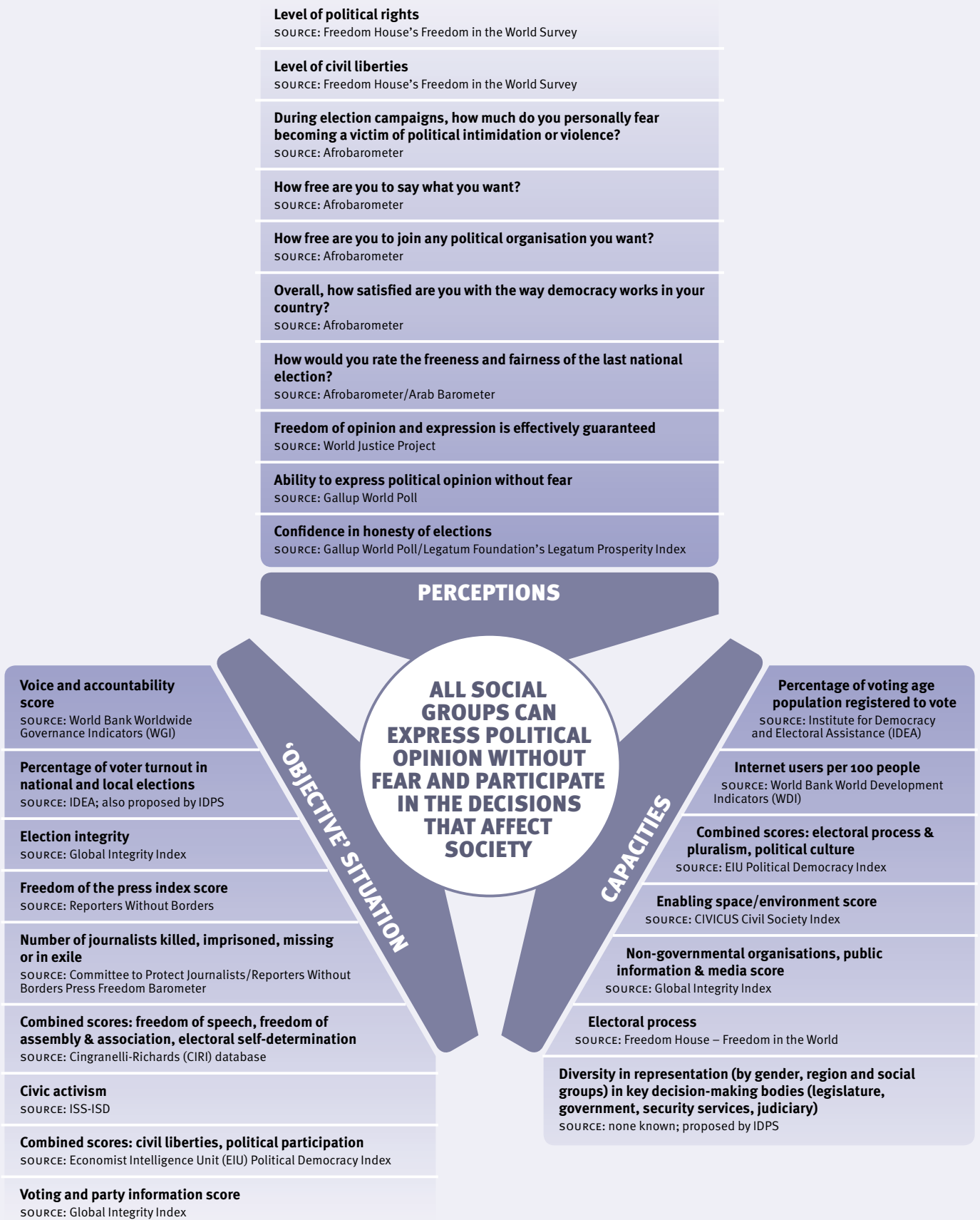
**VIOLENCE AGAINST WOMEN**

Capacities indicators on access to justice illustrate well the inherent dangers of single, imperfect indicators creating perverse incentives. Although the ‘conviction rate’ is often seen as a touchstone of criminal justice effectiveness, there may be ways to reformulate and improve on what is currently measured. For example, only those convictions that are based on due process should contribute to the recognition of stronger judicial capacity. Similarly, rather than looking simply at convictions per recorded crime, a focus on the ratio of *defendants* convicted to the *total perpetrators of crime* (measurable through a carefully constructed victimisation survey) would offer due recognition both that many crimes go unrecorded and that crimes often have multiple perpetrators – the conviction of all of whom is desirable.



The indicator options we have highlighted for access to justice place greater emphasis on formal than informal justice. Nonetheless, suggested indicators on informal justice are crucial: though they are equally relevant and valid in relation to the target on ending impunity and ensuring access to justice, our suggested indicators on informal justice are included in relation to the target ‘Divisions within society are constructively resolved’.





# VOICE AND PARTICIPATION

# FAIR ACCESS TO SOCIAL SERVICES

**In your country, are you satisfied or dissatisfied with efforts to deal with the poor?**

SOURCE: Gallup World Poll

**Proportion of public that believe that they can receive timely services for electricity or other public utilities without having to pay a bribe**

SOURCE: piloted by Vera Institute of Justice

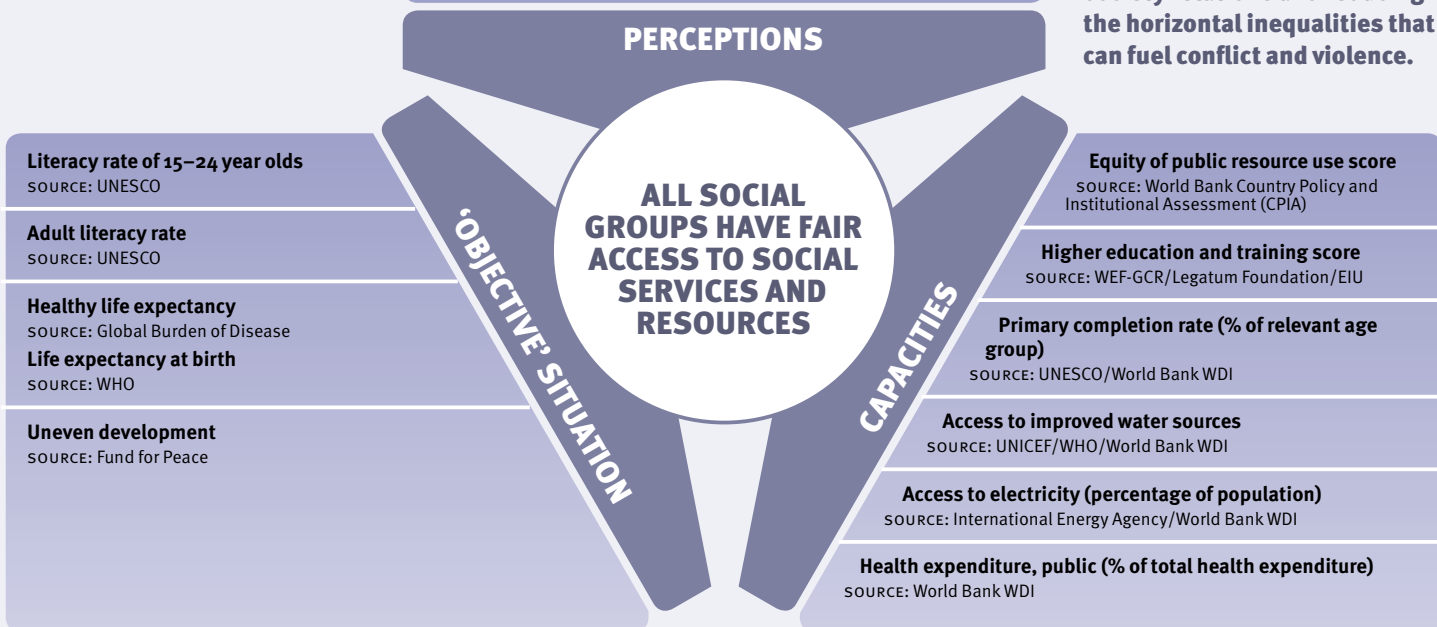
**In the city or area where you live, are you satisfied or dissatisfied with the availability of quality healthcare?**

SOURCE: Gallup World Poll

**In the city or area where you live, are you satisfied or dissatisfied with the education system or the schools?**

SOURCE: Gallup World Poll

**For peacebuilding purposes, the maximum possible disaggregation of the suggested indicators for this target would be especially critical. This would ensure the intended benefits of strengthening fairness between social groups – with all the knock-on effects this can have for strengthening state-society relations and reducing the horizontal inequalities that can fuel conflict and violence.**



# LIVELIHOODS AND SHARED GROWTH

**Perception of participation in and benefits from natural resources**

SOURCE: none known; proposed by IDPS

**How would you rate your living conditions compared to those of others? (disaggregated by identity group)**

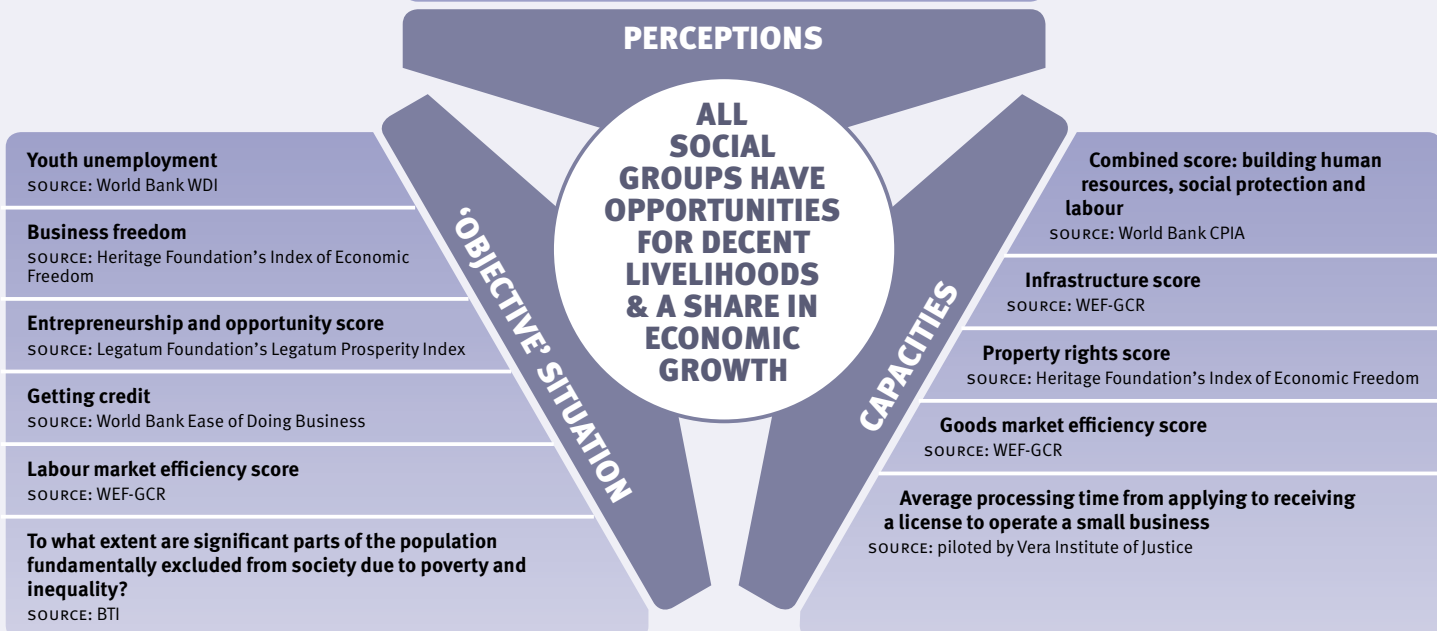
SOURCE: Afrobarometer

**Are you satisfied or dissatisfied with your standard of living, all the things you can buy and do?**

SOURCE: Gallup World Poll

**Do you currently have a job or work, paid or unpaid?**

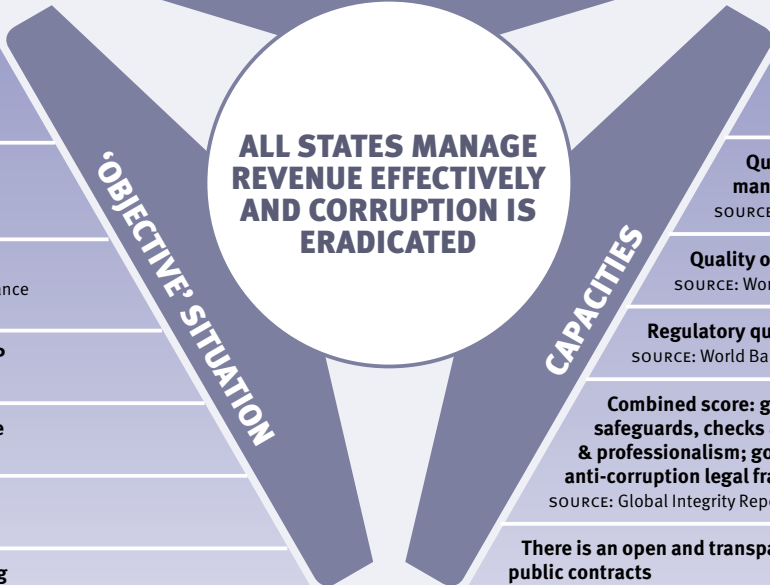
SOURCE: Gallup World Poll



- Percentage of population who believe they could report a crime without having to pay a bribe**  
SOURCE: piloted by Vera Institute of Justice
- Fairness in decisions of government officials score**  
SOURCE: WEF-GCR
- Absence of corruption score**  
SOURCE: World Justice Project
- Do you think the level of corruption in this country is lower, about the same, or higher than it was five years ago?**  
SOURCE: Gallup World Poll
- Corruption perceptions index score**  
SOURCE: Transparency International (TI)
- Was there at least one instance in the last 12 months when you had to give a bribe/present, or not?**  
SOURCE: Gallup World Poll  
**Alternative: Bribe payers' index score**  
SOURCE: TI
- Do you think the government is doing enough to fight corruption or not?**  
SOURCE: Gallup World Poll  
**Alternative: Is the government effective in the fight against corruption?**  
SOURCE: TI Global Corruption Barometer
- Percentage of firms identifying corruption as a major constraint**  
SOURCE: World Bank Enterprise Survey

**PERCEPTIONS**

- Efficiency of revenue mobilisation**  
SOURCE: World Bank CPIA
- Transparency, accountability & corruption in public sector**  
SOURCE: World Bank CPIA
- Control of corruption score**  
SOURCE: World Bank Worldwide Governance Indicators
- Tax revenue as a percentage of GDP**  
SOURCE: World Bank WDI
- Anti-money laundering index score**  
SOURCE: Basel Institute on Governance
- Volume of illicit financial flows**  
SOURCE: Global Financial Integrity
- Global volume of money laundering**  
SOURCE: UNODC
- Extractive industries transparency status: compliant, candidate, suspended or other**  
SOURCE: Extractive Industries Transparency Initiative



- Open budget index score**  
SOURCE: International Budget Partnership
- Quality of budgetary & financial management**  
SOURCE: World Bank CPIA
- Quality of public administration**  
SOURCE: World Bank CPIA
- Regulatory quality score**  
SOURCE: World Bank Worldwide Governance Indicators
- Combined score: government conflicts of interest safeguards, checks & balances; public administration & professionalism; government oversight & controls; anti-corruption legal framework**  
SOURCE: Global Integrity Report
- There is an open and transparent bidding process for receiving public contracts**  
SOURCE: piloted by Vera Institute of Justice
- The government publishes the results of all procurement decisions**  
SOURCE: piloted by Vera Institute of Justice
- Quality of public financial management and internal oversight mechanisms**  
SOURCE: suggested by IDPS – could be derived from PEFA studies

**REVENUES AND CORRUPTION**



# CONCLUSION

**This paper presents a vision for integrating commitments to address conflict and violence across different sectors of the post-2015 development framework. Doing so would take advantage of a once-in-a-generation chance to commit to coherence between peacebuilding, violence reduction and other crucial areas of human development progress: environmental sustainability and social and economic development.**

The diagrams we present in this paper suggest that measurement of peacebuilding targets by developing indicators in the right areas is feasible. But it is also clear that there is limited time to form consensus around new goals and targets and build relevant capacities to measure progress towards the right indicators. Capacity for measuring progress that is global, regular, confidential, impartial and trusted needs to be developed.

The paper is proposing 3-sided baskets of composite indicators. These would combine measures of capacities, the 'objective' situation and perceptions to show a balanced picture of progress for

each target. The indicators listed are in different units of measurement. For some, increases are desirable, for others, decreases. How selected indicators could be practically combined and weighted would therefore need to be established by a group of experts – on both the respective policy issues and on data gathering and analysis – before their adoption.

The way in which indicators are combined is crucial: the right indicator combinations will help distinguish real-world improvements from ambiguous trends in a single indicator. For example, a drop in the number of reported rapes can indicate lower incidence of rape or declining trust in police: it is only an indication of success if it is mirrored by a drop in incidence of rape as measured by victimisation surveys.

While we have emphasised indicators that are available from global multilateral institutions, many existing indicator sets are implemented and upheld by Western research organisations with funding from traditional donors. It would be worth looking at how this work can be

taken up, standardised and legitimised under the auspices of the UN and other international organisations – as well as to link more effectively to sustainable country-level capacities to monitor the right things.

The work being led by fragile states within the International Dialogue on Peacebuilding and Statebuilding to develop and pilot their own indicators of progress towards the Peacebuilding and Statebuilding Goals is a demonstration of how country-owned monitoring processes can be led, fostered and supported by affected countries with inputs from international agencies, other experts and civil society.

To move towards capacity to monitor the right indicators in all countries, it would be beneficial for the High Level Panel on the post-2015 development framework, the Open Working Group on Sustainable Development Goals and the UN Secretary General to advance the discussion as quickly as possible to the specific goals and targets that will be included in the post-2015 framework.

## NOTES

- 1 For example: United Nations, 'Millennium Declaration', A/RES/55/2; Secretary-General, 'In Larger Freedom', United Nations, 2005; United Nations, 'Keeping the promise: united to achieve the Millennium Development Goals', A/65/L.1; United Nations, '2005 World Summit Outcome', A/RES/60/1, para. 9. Declaration of the High-level Meeting of the General Assembly on the Rule of Law at the National and International Levels (A/67/L.1).
- 2 Key lesson 3 from past peacebuilding efforts in Saferworld, 'Addressing conflict and violence from 2015 – Issue Paper 2: What are the key challenges? What works in addressing them?', (November 2012), p. 8.
- 3 See also Geneva Declaration, 'Measuring and Monitoring Armed Violence', Background Paper, Oslo Conference on Armed Violence, 20–22 April 2010, p. 7.
- 4 Cf. Carin B and Bates-Eamer N, 'Post-2015 Goals, Targets, and Indicators', (CIIG, KDI, HCRI, IFRC Background Paper, Paris, April 9–11, 2012), pp. 4–5.
- 5 *Op cit.*, Saferworld, Issue Paper 2, (2012). For more detailed references to World Bank, World Development Report 2011, (2011) (especially ch. 7 'International action to mitigate external stresses' pp. 217ff), OECD, *Supporting Statebuilding in Situations of Conflict and Fragility*, (2011), p. 55, and OECD/Saferworld/Cranfield 'Think global, act global: Confronting global factors that influence conflict and fragility' (2012).
- 6 On the need for this, see Key lesson 2 from past peacebuilding efforts [*op cit.*, Saferworld, Issue Paper 2, (2012)].
- 7 This is a cross-cutting concern raised throughout Issue Paper 2, also highlighted as one of seven key issues to considering Saferworld, 'Approaching post-2015 from a peace perspective', (2012), p. 7.
- 8 A further option for integrating conflict and violence related concerns into the new framework would be to address them as 'enablers'. Saferworld criticised the category of enablers when it was first suggested, arguing that things that are a priority should be included in the goal, target and indicator framework – and other things should be left out. If enablers are added to the new framework, the following would be beneficial from a peacebuilding perspective:
  - Conflict sensitivity of all development efforts.
  - Coherence between pursuit of sustainable, peaceful and equitable development and military/security, diplomatic and economic actions of member states in both policy and practice.
  - An enabling environment for civil society and recognition of civil society as an independent development actor in its own right.
- 9 Brinkman H-J, Attree L, Hezir S, 'Addressing horizontal inequalities as drivers of conflict in the post-2015 development agenda' (Saferworld/UN PBSO, February 2013).
- 10 Institute for Economics and Peace, *Structures of Peace* (2011), p. 14.
- 11 See Saferworld, 'Addressing conflict and violence from 2015 – Issue Paper 1: The impact of conflict and violence on achieving development', (November 2012).
- 12 The inverted commas here indicate that the definition of some indicators as 'subjective' and others as 'objective' is problematic. All quantitative measures have an element of subjectivity, and the potential for bias and imperfect recording of phenomena. Public perceptions indicators can be more reliable than other types of indicator, depending on capacity and impartiality of data collection systems. Cf. UNDP, 'Governance indicators: A Users' Guide' (2e), (UNDP BDP, 2007), pp. 5–6.
- 13 Cf. Scheye, D Chigas, 'Development of a Basket of Conflict, Security and Justice Indicators' (May 2009), pp. 7, 13, 16–17, 19; UN, 'Monitoring Peace Consolidation – United Nations Practitioners' Guide to Benchmarking', (2010), p.40; on the importance of public confidence and perceptions surveys see also World Bank, *World Development Report 2011*, (2011); see also *op cit.* UNDP, (2007), p. 12.
- 14 See also *op cit.* Scheye E, Chigas D, (2009), pp. 7, 12, 15, 18; Center on International Cooperation, 'Development in the Shadow of Violence: A Knowledge Agenda for Policy', (2011), p. 31.
- 15 *Op cit.* Scheye E, Chigas D, (2009), p. 22.
- 16 Cf. Denney L, 'Security: the missing Bottom of the MDGs?' (ODI, 2012), p.18: 'It is also important not to overstate the challenges of data collection [...] the MDG process was a good illustration of how data collection problems can be overcome when there is sufficient political will'; Manning R, 'Using indicators to encourage development', *Lessons from the Millennium Development Goals*, (DIIS report 2009:1), p. 38.
- 17 See also: Putzel J, Di John J, 'Meeting The Challenges Of Crisis States' (Crisis States Research Centre, 2012), p.17; *op cit.* Scheye E, Chigas D, (2009), pp. 4, 13–17, 20; Center on International Cooperation, 'Development in the Shadow of Violence: A Knowledge Agenda for Policy', (2011), pp. 23, 31, 32; Vera Institute of Justice, 'Developing Indicators to Measure the Rule of Law: A Global Approach' (July 2008), p.25; Geneva Declaration, 'Measuring and Monitoring Armed Violence', Background Paper, Oslo Conference on Armed Violence, 20–22 April 2010, p.19.