



Kiel

Working Papers

Kiel Institute
for the World Economy



The Effect of Labor Migration on the Diffusion of Democracy: Evidence from a Former Soviet Republic

Toman Omar Mahmoud
Hillel Rapoport
Andreas Steinmayr
Christoph Trebesch

No. 1869 | August 2013

Web: www.ifw-kiel.de

The Effect of Labor Migration on the Diffusion of Democracy: Evidence from a Former Soviet Republic

Toman Omar Mahmoud*
Hillel Rapoport
Andreas Steinmayr
Christoph Trebesch

This version: August 2013

Abstract

Migration contributes to the circulation of goods, knowledge, and ideas. Using community and individual-level data from Moldova, we show that the emigration episode that started in the late 1990s strongly affected political preferences and electoral outcomes in Moldova during the following decade and was eventually instrumental in bringing down the last ruling Communist government in Europe. Our results are suggestive of information transmission and cultural diffusion channels. Identification relies on the quasi-experimental context studied and on the differential effects arising from the fact that emigration was directed both to more democratic Western Europe and to less democratic Russia.

Key words: Emigration, political institutions, elections, social networks, information transmission, cultural diffusion.

JEL: F22, D72, O1

* Toman Omar Mahmoud (corresponding author): Kiel Institute for the World Economy, toman.mahmoud@ifw-kiel.de. Hillel Rapoport: Bar-Ilan University and Paris School of Economics, University Paris 1 Panthéon-Sorbonne. Andreas Steinmayr: University of St. Gallen. Christoph Trebesch: University of Munich and CESifo.

We thank Esther Ademmer, Alberto Alesina, Ruxanda Berlinschi, Romeo Bernardo, George Borjas, Igor Botan, Randolph David, Eva Deuchert, Oliver Falk, Jeff Grogger, Edilberto de Jesus, Asim Khwaja, Michael Lechner, David McKenzie, Arash Nekoei, Nathan Nunn, Ben Olken, Elena Prohnitchi, Imran Rasul, Stefan Rother, Matti Sarvimäki, Carl von Schweinitz, Uwe Sunde, Erwin Tiongson, David Yanagizawa-Drott, Clara Zverina as well as seminar/conference participants in Berlin, Bern, Columbia, Geneva, Harvard, Hebrew University, Kiel, UCL, Malaga, Manila, Munich, St. Gallen and Vienna for helpful comments and discussions. We are also very grateful to Iaroslav Baclajanschi, Vasile Cantarji, Iurie Ciocan, Valeriu Prohnitchi, Martin Raiser and Alexandr Socolov for their invaluable support in collecting the data for this project. All remaining errors are ours. We benefited from the paper development award from the Graduate Institute's Programme for the Study of Global Migration during the oikos Young Scholars Economics Academy 2012.

1 Introduction

When people cross borders, they bring with them new goods, new knowledge, and new ideas. Agriculture, the alphabet, and virtually all great inventions, including institutions, diffused through human migration.¹ Prior to World War II, migrants had only limited options for interacting with their homelands unless they chose to return.² In this context, Hirschman's (1970) exit, voice, and loyalty framework appears as a reasonable simplification to describe the menu of mutually exclusive political options that individuals have faced for the most part of modern history. In Hirschman's view, exit and voice are substitute ways for expressing political discontent, with more exit implying less voice. Hirschman illustrated his theory using the example of East Germany. His conclusion was that the emigration waves of the 1950s and 1960s had weakened the reformist voices, eventually strengthening the repressive communist regime (see also Hirschman, 1993; Pfaff and Kim, 2003). Similar political analyses have been proposed with regard to autocratic regimes such as Cuba or Belarus, or for countries such as Haiti and Mexico, where emigration was used as a safety valve against domestic pressure to reform, thus delaying social and political change.³

Recent literature, however, suggests that knowledge and ideas also circulate in the direction opposite to the direction of migration, that is, from destination to origin countries. While this has probably always been the case, it is only recently, with the globalization of the world economy and the availability of cheap telecommunication and transport, that such migration-driven flows have become sizeable and economically meaningful.

This paper makes the argument that emigration creates political spillovers from migrants' destinations to their home countries and that these spillovers vary with the socio-political regime of the destination country. As migrants move to a new socio-political environment, they improve their knowledge about alternative political institutions and economic systems. The new information and norms absorbed by migrants are likely to spill over to their home communities via contacts with relatives and friends through the phone, the internet, or visits back home. Indeed, having access to unfiltered information from democratic and advanced countries may be quite influential, especially in regions where information acquisition is difficult or costly, as is the case in many developing and transition countries. Ultimately, these cross-border flows of information may have the potential to

¹ Skoglund et al. (2012) study farmer migration and the diffusion of domesticated crops and animals in the neolithic age. Nunn and Qian (2011) and Hersh and Voth (2011) analyze the effects of the new goods imported from the Americas to Europe on a range of economic and demographic outcomes. Acemoglu et al. (2001) emphasize the role of colonial settlers and institutions to explain comparative development, while Acemoglu et al. (2011) study the institutional spillovers of the French occupation of parts of Western Europe after 1789. Hornung (forthcoming) studies the human capital externalities from Huguenot immigration to Prussia, while Waldinger (2010, 2012) and Borjas and Doran (2012) study the emigration of scientists to the US, focusing on Nazi Germany in the 1930s and on Russia in the early 1990s, respectively.

² Bandiera et al. (2013) show that return rates of European immigrants may have been much higher than previously thought – as high as fifty percent – for those who migrated to the United States in the early 20th century.

³ See for example Hansen (1988) on Mexico, Colomer (2000) and Hoffman (2005) on Cuba, and Ferguson (2003) on Haiti.

change political preferences and strengthen the constituency for political change and reform at home.⁴

Our objective is to empirically identify destination-specific spillover effects of economically driven emigration on electoral and political preferences of those who stay behind. In particular, we test whether municipalities that send migrants to democratic and advanced countries experience an increase in political support for more democratic and liberal parties in elections. We base our analysis on administrative data from the former Soviet Republic of Moldova, which provides an ideal ground to test for destination-specific political spillovers from abroad (see section 2). Moldova formally became an independent democracy after the collapse of the Soviet Union and yet the state-oriented Communist Party came back to power in 2001. In the parliamentary election of July 2009, however, the “Alliance of European Integration” – a pro-Western coalition – gained majority, leading to the demise of the Communist government, to a rapid improvement in civil liberties and press freedom, and to the initiation of economic and political reforms.

In this paper, we investigate whether emigration to Western Europe contributed to this historical turning point in Moldova’s political transition. Our identification strategy relies on the quasi-experimental setting under which the episode of emigration we analyze took place since the 1990s. There was hardly any emigration out of Moldova before the Russian financial crisis of 1998. The crisis soon became a regional one, drastically affecting Moldova’s export markets and unexpectedly cutting its main sources of income. A large fraction of the population saw no other option than looking for work abroad. In just a few years, more than 300,000 Moldovans left the country. Nearly 40% of these left for the liberal democracies of Western Europe and a bit more than 60% for less democratic countries in the East, overwhelmingly Russia (Luecke et al., 2007). We exploit the large variation in migrants’ destination countries and the large differences in political ideologies and democratic traditions between these countries to analyze destination-specific political spillovers of emigration. Specifically, we use data from the population census and official election results to test whether communities with migrants to the West (East) changed their electoral preferences and voted less (more) for the Communist Party. The focus is on votes cast by those who stay behind in Moldova. We exclude votes by migrants in embassies and consulates abroad.

For identification, we first document that the direction of migration flows varies greatly across observationally similar communities. No systematic spatial pattern exists, once we control for observable community characteristics, in particular for factors driving the destination choice of the first migrants who departed at the end of the 1990s. We interpret the lack of a spatial pattern as indication that, conditional on observables, there is a considerable quasi-random component in the direction of early migration flows which set the path for subsequent migration flows during the 2000s.

⁴ Human capital formation (Barro, 1999; Glaeser et al., 2007; Murin and Wacziarg, 2011) and economic growth (Acemoglu et al., 2008; Benhabib et al., 2011) have already been shown to favor the promotion and diffusion of democracy.

Our main challenge is that migrants' destination choices could have been driven by political preferences or a confounder that drives both migration and voting patterns. At the individual level, political self-selection refers to the exit effect described by Hirschman and is unlikely to explain a negative relationship between westward migration and Communist votes. Indeed, if opposition voters leave for the West and are therefore removed from the local electorate, the share of votes for the Communist Party should increase, not decrease.

However, political self-selection at the community level (i.e., individuals from politically liberal communities being more inclined to migrate to the West) could explain a negative relationship between westward migration and Communist votes. To address this potential problem, we exploit the fact that there was hardly any emigration out of Moldova before the Russian financial crisis. We are thus able to control for electoral preferences of each community before migration took off. By conditioning on pre-migration election results, we effectively analyze the change in Communist votes between 1998 and 2009 and can therefore rule out any time-constant confounder including time-constant electoral preferences.

To account for a time-varying confounder, we adopt a stepwise identification strategy. First, we control for a wide range of pre-migration community characteristics. Most importantly, we control for the drivers of early emigration to the East and West, since the first migrants played a crucial role for the destination choice of subsequent migrants from the same communities. The two main drivers were access to ethnic networks and proximity to the border with Romania. The presence of a Russian minority in a community facilitated early emigration to Russia. Similarly, being closer to a Moldovan-Romanian border crossing facilitated emigration to the West, because cross-border interactions provided Moldovans with access to Romanian migrant networks in Western Europe in the late 1990s. We also control for community-specific economic shocks as measured by satellite data on night-time light intensity. Second, we only evaluate the relationship between migration and voting patterns within districts and show that our point estimates are robust to including fixed effects for increasingly smaller geographical areas. Third, we show that communities with westward and eastward migration followed the same trends in electoral preferences around the time and several years after the first migrants had left Moldova.

Our main result is a strong and robust effect of migration patterns on political outcomes. Communities with migration flows to the West see a change in electoral preferences away from the Communist Party and towards pro-European, reformist parties. In contrast, communities with migration flows to the East, mostly Russia, see an increased electoral support for the Communist Party. Our stepwise identification strategy strongly supports a causal interpretation. Moreover, the magnitude of the effects is large. According to our baseline coefficient, the emigration of one percent of a community's population to the West reduces the Communist vote share by about 0.6 percentage points. This result is remarkable as it suggests that the exit of migrants to the West (many of whom are likely opposition voters) is more than offset by political spillovers from abroad. Making assumptions about the electoral preferences of migrants allows us to isolate the effect of political spillovers from this total effect of emigration (which also includes the exit effect, i.e. the departure of migrants from the electorate). Specifically, we can assume that all migrants to the West had been

opposition voters. Then, one percentage point more emigration to the West would reduce the Communist vote share *among those who stay behind* by 1.1 percentage points. We also conduct counterfactual analyses which show that westward migration has played a crucial role in Moldova's historic transition towards a reformist, pro-Western government. Had Moldovans not left for the West and voted as the average stayer, the Communist Party would have gained two percentage points more votes. Alternatively, had all Moldovan migrants to the West migrated to the East instead, the Communist Party would have gained three percentage points more votes and there would have been no change in government.

What explains the observed relationship between migration and voting patterns? We provide suggestive evidence that the effect works through the diffusion of information and norms from abroad. In general, migrants keep very close ties to their home community, which is evident in the high volume of phone calls made from their destination countries to Moldova. We find that the effects of westward migration are most pronounced in communities in which a large share of the population grew up during the Soviet era or has relatively low levels of education. For such communities, information and norms from the West are likely to have the largest informational value. In addition, the magnitude of the marginal effect of westward migration on Communist votes decreases with the level of emigration. We interpret this as evidence that additional migrants are increasingly less likely to transmit new information and norms from abroad. Further insights on the role of norm transfers and information come from individual-level data from several political opinion polls conducted between 2002 and 2009. Individuals living in communities with migration flows to the West gradually lose trust in local media and the Communist government over time. They also become more and more skeptical about the need for state intervention in the economy. Remittances are unlikely to drive our destination-specific results because a dollar received from the West should have similar monetary effects as a dollar received from the East.⁵

Finally, we complement our community-level analysis with an individual-level analysis using data from an exit poll with a migration module that we commissioned for this study in 2010. In line with our community-level results, we find that individuals with a household member in the West are much less likely to vote for the Communist Party. This finding suggests that there are indeed spillover effects on the remaining electorate and that our results are unlikely to be explained by return migration only.

The paper builds on and contributes to three different strands of literature. First, there is growing evidence on diaspora externalities, which have first been uncovered for trade, FDI, and innovation.⁶ Destination-specific diaspora externalities have been shown to exist with regard to social norms such

⁵ Other research suggests that remittances may result in a worsening of governance at home. E.g., Abdih et al. (2012) argue that politicians may withhold public funds from remittance-receiving communities and appropriate these resources for their own purposes.

⁶ On migration and trade, see Gould (1994) and Rauch and Trindade (2002). On migration and FDI, see Kugler and Rapoport (2007) and Javorcik et al. (2011). On the diffusion of knowledge and innovation, see Kerr (2008) and Agrawal et al. (2011). Docquier and Rapoport (2012) review this literature with a focus on high-skilled migration.

as fertility behavior⁷, but also with regard to political institutions. In an influential paper, Spilimbergo (2009) uses cross-country comparisons to show that foreign-trained individuals promote democracy in their home countries, but only if the foreign education was acquired in a democratic country.⁸ Docquier et al. (2011) extend this type of analysis to virtually any type of individual emigration experience including labor migrants of all skills. They find that openness to migration, as measured by the total rate of emigration, contributes to improved institutional quality in migrants' source countries. At the micro level, Batista and Vincente (2011) document that households in Cape Verde with a migrant abroad, particularly those with a migrant to the US, have a higher demand for political accountability. Pérez-Armendáriz and Crow (2010) find that individuals in Mexico in households with a migrant in the US or Canada are more likely to vote. Chauvet and Mercier (2013) also focus on voter turnout and report a similar result for Mali. Pfütze (2012) studies Mexico's local elections of 2000 and shows that municipalities with many migrants in the US are more likely to vote for opposition parties. We add to this literature by being first to document destination-specific political spillovers on real political outcomes. In particular, we show that those who stay behind in migrants' home countries change their electoral preferences depending on the destination of the migrants. We also test for a range of transmission channels and provide suggestive evidence that the effects likely work through the diffusion of information and of norms from abroad.

Second, there is a growing body of work from sociologists, anthropologists and economists showing that crossing borders and being exposed to new socio-political environments can significantly affect an individual's attitudes, beliefs and values, including political preferences (Berry, 1997; Cameron et al., 2012; Cain et al., 1991; Luttmer and Singhal, 2011; Shain, 1999; White et al., 2008).⁹ Clingingsmith et al. (2009) analyze the social consequences of the Muslim pilgrimage to Mecca, known as the Hajj. They find that this relatively short experience leads to a persistent change towards more religious tolerance in Pakistani pilgrims' attitudes, beliefs, and practices at home. Alesina and Fuchs-Schündeln (2007) show that the political and institutional context can have a large effect on people's preferences. 40 years of Communist rule made the citizens of Eastern Germany significantly more pro-state than West Germans. The German reunification, however, has led to a convergence of preferences in the East and West. We extend this literature by showing that even indirect exposure (through contacts with migrants) to new social norms and information can trigger significant changes in attitudes, thus creating important externalities of migration

Third, recent research has documented the importance of media access for electoral outcomes. DellaVigna and Gentzkow (2010) conclude that access (or non-access) to a diverse set of news media

⁷ See Fargues (2007), Beine et al. (2013), Bertoli and Marchetta (2013), Daudin et al. (2012)

⁸ While Spilimbergo (2009) does not identify the mechanisms at work, he suggests a number of possible channels such as the fact that foreign-educated leaders and technocrats may be willing to preserve the quality of their alumni networks by serving reasonably democratic regimes and that they share a sense of common identity with the international democratic community. More generally, he also argues that the presence of foreign-educated individuals makes it more difficult for dictatorial regimes to maintain repression (e.g., repressive activities become more costly since foreign-trained individuals have easier access to external media and foreign governments).

⁹ Careja and Emmenegger (2012) and Fidrmuc and Doyle (2004) study migrant assimilation with regard to political attitudes in the context of Eastern Europe.

can have a substantial effect on election results. In this strand of literature, the study most related to ours is Enikolopov et al. (2011). The authors find that access to an independent TV channel in Russia has reduced the share of votes for Vladimir Putin’s ruling party by eight percentage points. In the context of Moldova, we find effects that are also large in size. In our case, however, the effect can be associated with migrant-borne information or, possibly, to changes in media consumption that are the consequence of interacting with migrants abroad.¹⁰

2 Setting

2.1 Politics in Moldova

Moldova is a formal parliamentary democracy. The country gained independence from the Soviet Union in 1991 and has been politically stable besides a four-month war on the breakaway region of Transnistria in 1992.¹¹ Since independence, the country saw seven parliamentary elections: 1994, 1998, 2001, 2005, 2009 (April and July), and 2010.

Shortly after independence, the Communist Party was banned. Nevertheless, state-oriented parties, in particular the Socialist Party and the Agrarian Party, firmly dominated politics in the mid-1990s. The Communist Party was re-allowed to enter the political stage at the end of the 1990s. After the economic hardship that followed the Russian financial crisis, the Communists won a landslide victory in the snap elections of 2001 by promising a strong hand and Soviet-era living standards. It was the first time a Communist-Leninist party returned to power via democratic means. The Communists subsequently installed what some regard as full-fledged authoritarianism (Mungiu-Pippidi and Munteanu, 2009). Moldova’s Freedom House scores worsened, the judiciary lost parts of its independence, and the freedom of the press gradually eroded (Quinlan, 2004).¹² Despite some reforms and the adoption of a new, more EU-friendly foreign policy agenda in the mid-2000s, the Communist Party has remained a largely nationalist and state-centered formation, nostalgic of Soviet times.

The elections of 2009 and 2010 mark a watershed in Moldova’s political history. In April 2009, the Communist Party failed to win the three-fifths parliamentary majority necessary to elect the country’s president. In addition, one day after the elections, protests erupted, following allegations of vote fraud.¹³ Anti-government protestors took to the streets, looted the parliament and raised flags of the

¹⁰ Access to media can have effects on other socio-economics outcomes, too. E.g., Jensen and Oster (2009) show that the introduction of cable television improved women’s status in rural India through the diffusion of more equitable gender attitudes and values.

¹¹ Transnistria is a small strip of land to the East of the Dniester River, which is now effectively a Russian protectorate. It is not included in our analysis.

¹² Remarkably, however, parliamentary elections in this period continued without manipulations (OSCE, 1998, 2001, 2005, 2009).

¹³ Although there have been no reports of grave irregularities during the parliamentary election of July 2009, we cannot fully dismiss the possibility of minor vote fraud. However, for vote fraud to explain our findings it should be systematically correlated with migration patterns. More specifically, the incumbent Communist Party should have been less able to manipulate votes in communities with high levels of westward migration and more able to do so in

European Union on several government buildings. Lacking a presidential majority, the parliament was dissolved and new elections were held in July 2009. The result was the electoral victory of the opposition “Alliance for European Integration”, a four-party coalition that formed a new government. Because the Alliance also lacked a presidential majority, another election was held in November 2010, resulting in further losses for the Communist Party. Since then, the European Alliance has consolidated its power, elected a president, and started to implement economic and political reforms. A recent progress report by the European Commission (2012) highlights that Moldova has improved in many areas, including institutional quality, freedom of the press and investment climate.¹⁴ Most recently, the country also topped the list of reformers in the World Bank’s ‘Doing Business’ Report 2012 (World Bank, 2012). In line with political scientists (Marandici, 2010; Crowther, 2011), we interpret voting against the Communist Party (i.e., for an opposition party) as voting for political and democratic change.

2.2 Moldova as an ideal case to study the political spillovers of emigration

Several factors make Moldova a well-suited case to identify destination-specific political spillovers of emigration. First, migrant-borne information is likely to play a large role in shaping political attitudes and electoral preferences in Moldova. During Soviet times, Moldova was virtually cut off from the rest of the world and had little exposure through migration, travel, media, or books. Large parts of the population were exposed to decades of anti-capitalist, anti-Western propaganda. Moreover, Moldovans had only limited access to free media. Throughout the 2000s, Television was by far the most important source of information, but the three main television channels were state-controlled (Moldova 1, NIT and Prime TV). They did not provide independent coverage and focused on countries of the former Soviet Union.¹⁵ Until today, “Vremya”, a direct successor of the main news show of the USSR, remains the most popular news show in Moldova (Open Society Foundations, 2012). Moldovans receive no terrestrial signal of Western TV (unlike in Albania or Communist Eastern Germany)¹⁶ and only few households can afford cable subscriptions or a satellite dish to receive foreign TV channels, especially in the countryside (Open Source Center, 2008). Radio and print media play only a subordinated role and until very recently internet access was negligible (Open Source Center, 2008). Only three percent of the population had access to the internet in 2008, most of them living in Chisinau (Open Society Foundations, 2012). As a result, large parts of Moldova’s

communities with high levels of eastward migration. This assertion would, however, only strengthen our argument that electoral and political preferences are affected by emigration.

¹⁴ E.g., Freedom House states that “Moldova’s civil liberties rating improved from 4 to 3 due to a more balanced and diverse media environment, a reduction in government hostility toward civil society groups, and a lack of interference with political gatherings ahead of the November 2010 parliamentary election” (<http://www.freedomhouse.org/report/freedom-world/2011/moldova>). Similarly, Moldova’s Press Freedom score as reported by Reporters Without Borders increased from 22 in 2008, ranked 98 worldwide, to 16 in 2011, ranked 53 worldwide (http://en.rsf.org/spip.php?page=classement&id_rubrique=1043)

¹⁵ Moldova 1 and NIT were under direct or indirect control of the state (i.e., the Communist Party), while Prime TV relays the program of the Russian state television ORT. At the same time, small opposition channels like ProTV were subject to continuous intimidation by the government (IJC, 2009).

¹⁶ Braga (2007) finds that Albanians who live in regions exposed to Italian TV are more likely to emigrate.

population have not had access to unbiased information and have been systematically misinformed (IDIS Viitorul, 2009).

At the same time, all available evidence suggests that migrants keep close ties with Moldova and that migrant-borne information has become increasingly important for those left behind. In 2008, more than 90 percent of migrants communicated with their families at least once a month, more than two thirds of them even at least once a week (Luecke et al., 2009). Virtually all migrants (97%) used the phone, while email or internet telephony played no important role. The close link between migration and telecommunication is documented in Figure 1, which shows the volume of international phone traffic from and to Moldova over time. In line with the overall number of emigrants, the volume of calls to Moldova strongly increased until 2006 and skyrocketed afterwards, most likely as a result of lower communication costs. This is particularly true for main destination countries such as Italy. According to bilateral data from Telegeography, calls from Italy increased from close to zero (3 million minutes) in 1998 to 150 million minutes in 2009 – equivalent to almost 3,000 minutes per migrant in Italy.¹⁷ In addition, migrants frequently visit their families in Moldova, on average twice a year (Luecke et al., 2009).

Second, emigration to Western Europe accelerated only in the late 1990s. This allows us to control for community characteristics and voting patterns before emigration took off. Indeed, the country experienced few interactions with the West and saw little emigration throughout the difficult economic transition of the 1990s.¹⁸ Large-scale emigration started only after 1998, when Moldova was severely and unexpectedly hit by the Russian financial crisis. As a result of the crisis, Moldova's currency depreciated sharply, agricultural exports froze, and output fell by 32.5% year-on-year (Radziwill et al., 1999). All parts of the population were adversely affected and Moldovans started to emigrate in large numbers. The strong increase in migration is observable both in emigration data from Moldova (see Figure 1, based on the Moldovan Labor Force Survey), as well as in immigration data of main destination countries. Immigration statistics from Italy, for example, show that, as of 1998, only 15 residents from Moldova were residing in the country. But this number increased to 40,000 by 2004.¹⁹ Today, a total of more than 300,000 Moldovans have left on a temporary or permanent basis²⁰, out of a population of 3.6 million (Luecke et al., 2007 and 2009).

¹⁷ Data on the volume of bilateral calls does not include internet telephony.

¹⁸ It should be noted, however, that large parts of Moldova's Jewish community emigrated to Israel, the United States, and Germany directly after the collapse of the Soviet Union. Jewish migrants left permanently with their families and did not maintain strong ties with Moldova. This small wave of emigration, therefore, differs substantially from the subsequent wave of labor migration that started in the late 1990s (Moşneaga et al., 2006).

¹⁹ The data on Moldovan immigrants in Italy comes from the Ministero Dell'Interno. Similar data from Portugal, Greece, and Spain (the three other most important Western destinations for which data is available) confirm the low prevalence of Moldovan immigration in the late 1990s. As of 1998, the number of Moldovans residents is given as 0, 944 and 96, respectively. Sources: Instituto Nacional de Estatística (Portugal), Hellenic Statistical Authority (Greece), OECD (Spain). For Russia, no statistics on Moldovan immigration is available.

²⁰ By contrast, internal migration is less common in Moldova. According to the 2004 population census, only six percent of the population changed their residence in the five-year period prior to the census. The vast majority of them moved to Chisinau or Balti, the only two major cities in the country.

Third, unlike most migrant-sending countries, Moldova sends migrants to destinations with different political ideologies and democratic traditions. As of 2004, about 40% of emigrants had left for democratic countries in Western Europe, while 60% had left for less democratic countries in the East, in particular Russia (see Table 1). This divergence allows us to identify destination-specific political spillovers, as migrants to Western Europe are likely to transmit different information and norms than migrants to Russia.

Whether a community sends migrants to the West or East largely depends on the destination choice made by the first migrants from that community. This is because migrant networks induce a high degree of path dependency in migration flows by providing information on jobs abroad and lowering the costs of migration for subsequent migrants. As a result, migrants from a specific origin tend to cluster at specific destinations (Munshi, 2003; McKenzie and Rapoport, 2010). This observation also holds for Moldova, where local migrant networks are a main driver of individual migration decisions (Görllich and Trebesch, 2008).²¹ Two factors primarily influenced the destination choice of the first migrants who left Moldova at the end of the 1990s. The first factor was access to ethnic networks (Krause, 2000; Moşneaga, 2009): Russian and Gagauz minorities in a community facilitated the departure to Russia and Turkey, while ethnic Moldovans could draw on Romanian ancestry and successfully apply for a Romanian passport, which considerably eased departure towards Western Europe. The second factor for the destination choice of early migrants were personal contacts in Romania that resulted from trading across the Moldovan-Romanian border (Sandu et al., 2006).²² The Romanian border had been closed during Soviet times and the so-called “shuttle trade” flourished after it had been opened again in the early 1990s. The cross-border trade offered ample arbitrage opportunities, but also gave Moldovan merchants access to a growing network of Romanian migrants who were working in Western Europe (Michalon, 2009; Arambaşa, 2009). Appendix 1 shows supporting evidence and analyzes the determinants of migration patterns in detail.

For identification, we exploit the fact that migration patterns vary greatly across observationally similar and neighboring communities. Figures 2 and 3 show the distribution of overall migration prevalence and the share of westward migrants among all migrants. Figure 2 shows the observed levels and Figure 3 the residual variation that is left after controlling for observable pre-migration community characteristics (which are described in detail in section 4.3), in particular the factors that drove the destination choice of the first migrants. While there is some spatial clustering of observed migration patterns (Figure 2), no systematic spatial pattern exists for the residual variation (Figure 3). It thus seems that small differences in pre-migration community characteristics can bring about large differences in migration patterns. This finding is consistent with the idea that, conditional on observables, there is a considerable quasi-random component in the direction of early migration flows that set the path for subsequent migrants.

²¹ Network effects have resulted in a high concentration of migration flows to a few main destinations. In 2006, three quarters of Moldova’s migrant population were located in just ten different cities abroad including Moscow, Rome, St. Petersburg, Milan and Paris (Luecke et al., 2007).

²² Cross-border trade was halted when Romania joined the European Union in 2007. The result was stronger border enforcement and stricter visa and customs regulations (Arambaşa, 2009).

3 Data and stylized facts

Our main outcome of interest is the share of Communist votes in the parliamentary election of July 2009, which marked the fall of the Communist government. The main unit of analysis is a Moldovan community and our sample includes all Moldovan communities.²³ The average community size is 3,797 inhabitants, the median is 2,125 inhabitants. Vote shares at the community level are based on the official election results as documented by the Central Election Commission of Moldova. We only consider votes cast by the resident population in Moldova and exclude the few out-of-country votes cast by migrants in Moldovan embassies and consulates abroad.²⁴

The main explanatory variables are the prevalence of emigration to the West and East measured as the share of westward and eastward migrants in percent of the total population in each community. Information on emigration comes from the 2004 population census. Moldova's population census of 2004 is one of the very few censuses in the world that provides detailed information on individuals who are temporarily or permanently absent and reside abroad. Absent persons include individuals who may have lived abroad for several years as long as they maintained family relations with the household of origin. The census definition should provide an accurate picture of migration patterns up to 2004 as it was highly unusual for entire families to emigrate in the early 2000s (Luecke et al., 2009).

We classify destination countries as West or East based on their democracy levels. Countries with a Polity IV score higher than Moldova's are defined as Western countries. Countries with a score lower or equal to Moldova's are defined as Eastern countries. This classification closely reflects destination countries' geographical position relative to Moldova, hence the terms West and East. The most important destinations in the West are Italy (mostly Northern Italy, see Luecke et al., 2007) and other Roman-language countries; the most important destination in the East is by far Russia (see Table 1).

Figure 4 correlates the overall prevalence of emigration in 2004 with the share of Communist votes in the parliamentary election of July 2009. The scatter plot does not reveal any relationship between the level of emigration and Communist votes at the community level. The picture looks very different when we distinguish between emigration to the West and East. Figure 5 correlates the prevalence of emigration to the West with the share of Communist votes. Now the scatter plot reveals a clear negative relationship. Higher levels of emigration to the West are related with less electoral support for the Communist Party (i.e., more electoral support for more democratic and pro-European opposition parties). Exactly the opposite is true for emigration to the East. As Figure 6 shows, higher levels of emigration to the East are related with more electoral support for the Communist Party (i.e., less electoral support for more democratic, pro-European opposition parties).

²³ Communities in the breakaway region of Transnistria do not participate in Moldova's parliamentary elections and are therefore not part of our sample.

²⁴ In the parliamentary election of July 2009, out-of-country voting was possible in 33 Moldovan embassies and consulates abroad. However, only 17,544 migrants invested the time and effort to do so. As out-of-country votes are listed separately, they can be easily excluded for the purpose of our analysis.

4 Empirical strategy

4.1 Basic specification

Our basic empirical specification to estimate the relationship between migration patterns and Communist votes is

$$Communist_{ij2009} = \alpha + \beta West_{ij2004} + \gamma East_{ij2004} + X'_{ij}\delta + \varepsilon_{ij}$$

where i indexes communities and j districts. The dependent variable $Communist_{ij2009}$ is the share of votes for the Communist Party in the parliamentary election of July 2009. $West_{ij2004}$ and $East_{ij2004}$ denote the share of a community's population that has emigrated to the West and to the East as measured by the population census in 2004. X'_{ij} is a vector of control variables at the community level which we introduce in detail below. Our main coefficients of interest are β and γ , the estimated relationship between emigration to the West or East and Communist votes. In accordance with destination-specific transfers of information and norms, we expect β , the coefficient of the prevalence of emigration to the West, to be negative and γ , the coefficient of the prevalence of emigration to the East, to be positive. However, we expect the relationship between eastward migration and Communist votes to be weaker than for westward migration, as the socio-political environment of Moldova is more similar to the socio-political environment in the East than in the West. We estimate the model with ordinary least squares and cluster standard errors at the district level to take into account that election results of communities in the same district are likely to be correlated.

To arrive at causal estimates of the effect of migration patterns on Communist votes, the ideal experiment would not only randomize who migrates, but also to which destination. Doing so would solve the problem of self-selection of individuals into migration and destinations, in particular along political dimensions. The coefficients of westward and eastward migration would then provide unbiased and causal estimates of destination-specific political spillovers on those who stay behind. Such an experiment is, however, practically not feasible.

To deal with the observational nature of our data, we need to address two main challenges for identification: First, political self-selection of migrants, discussed in section 4.2, and second, confounding factors that drive both migration and voting patterns, discussed in section 4.3. Based on our argument above, potential problems related to political self-selection and confounding factors should be of particular importance for the destination choice of the first migrants who set the path for subsequent migrants. However, they should be of less importance for the destination choice of the bulk of the migrants who followed suit. Path dependency is also what makes us confident that migration patterns in 2009 are very similar to those observed in 2004, even if migration prevalence is slightly higher in 2009.²⁵

²⁵ Our estimates of the relationship between migration patterns in 2004 and Communist votes in 2009 may hence be biased upwards as we attribute the effects to the slightly lower migration prevalence in 2004. However, this bias should be relatively small, also because the magnitude of the marginal effect of emigration on Communist votes decreases with the level of emigration (see section 6.1).

4.2 Political self-selection

Those who choose to migrate arguably differ in their electoral preferences from those who stay behind. At the same time, individuals who migrate to the West may differ in their electoral preferences from individuals who migrate to the East. To understand the implications of political self-selection, one should distinguish between political self-selection at the level of individuals and political self-selection at the level of communities.

At the level of individuals, political self-selection refers to the exit effect described by Hirschman. If migrants are relatively less supportive of the Communist Party than the average voter in a community, then their departure will *increase* the Communist vote share in that community as the local electorate loses potential opposition voters. In other words, the exit effect would drive the coefficients of westward and eastward migration upwards because they will capture both political spillovers on those who stay behind and the exit of opposition voters from the electorate. By contrast, if migrants are relatively more supportive of the Communist Party than the average voter, their departure will *decrease* the Communist vote share and drive the coefficients of westward and eastward migration downwards. A similar argument can be made if migrants' destination choice is perfectly aligned with their electoral preferences: Opposition voters would leave for the West and Communist voters for the East. The departure of migrants to the West would then be associated with an *increase* in the share of Communist votes and the departure of migrants to the East with a *decrease* in the share of Communist votes – which is exactly the opposite of what political spillovers from the West and East would predict.

We cannot observe how migrants would have voted in the parliamentary election of July 2009 had they not migrated. Without controlling for the pre-migration electoral preferences of migrants, however, the coefficients of westward and eastward migration also pick up the change in the composition of the electorate that is due to the departure of voters. Depending on how migrants are politically self-selected, the coefficients therefore provide a biased estimate of destination-specific political spillovers.

What do we know about the political self-selection of Moldovan migrants? First, emigration from Moldova is typically motivated by economic, not political considerations (Luecke et al., 2007). Nevertheless, migrants are likely to be less supportive of the Communist Party than the general population, mainly because, being young and educated, they share the demographic profile of opposition voters. This is particularly true for migrants to the West, who are younger and more educated than the average migrant (Luecke et al., 2007). The average migrant is 35 years old, which is closer to the average age of opposition voters (40 years) than the average age of Communist voters (48 years). Likewise, 80 percent of the migrants have completed more than compulsory secondary education, compared to 65 percent among opposition voters and only 48 percent among Communist Party voters (48 percent).²⁶ Second, the share of Communist votes cast by migrants at Moldova's embassies abroad was only 12 percent in 2005, much lower than the overall Communist vote share

²⁶ Migrants' demographic characteristics come from the 2008 Labor Force Survey. The demographic characteristics of Communist and opposition voters come from the official exit poll of the parliamentary election of July 2009.

of 46 percent. Similarly, in July 2009, the share of Communist votes among migrant votes was nine percent compared to an overall share of 45 percent.²⁷ At least for westward migration, it is therefore reasonable to conclude that the exit effect in Moldova runs into the opposite direction of potential destination-specific political spillovers. At the level of individuals, political self-selection will thus make the coefficient of westward migration a conservative estimate of political spillovers from abroad.

At the community level, political self-selection of migrants is a more serious concern. If individuals from more liberal communities tend to migrate to the West and individuals from more Communist communities tend to migrate to the East, the coefficients of westward and eastward migration would merely reflect a spurious correlation, but not a causal estimate of destination-specific political spillovers.

To address this problem, we exploit the fact that there was hardly any emigration before 1999. We can control for the electoral preferences of each community before migration took off by using the election results from the parliamentary elections of 1994 and 1998, which were the first national elections after Moldova's independence in 1991. Both elections were widely regarded as free and fair (OSCE, 1998). The parliamentary election of 1998 took place just a few months before the unexpected Russian financial crisis hit Moldova in late 1998 and triggered the first wave of emigration. For each of the parliamentary elections of 1994 and 1998, we control for the community-specific vote share of the four major parties. In both elections, more than 70 percent of the electorate cast their vote and the four major parties accounted for more than three quarters of all votes. We should therefore capture the broad spectrum of pre-migration electoral preferences at the community level. We also include the voter turnout in 1998 as a proxy for the general interest in politics (information on voter turnout in 1994 is not available at the community level). By conditioning on pre-migration election results, we effectively analyze the change in Communist votes between 1998 and 2009. Hence, we can rule out that time-constant electoral preferences explain the relationship between migration and voting patterns.²⁸

We find little evidence for political self-selection of migrants at the community level. Table A1 in the appendix shows that, conditional on observable community characteristics, pre-migration electoral preferences are *not* systematically associated with the size and direction of migrant flows at the community level. In particular, we do not find that communities with a pre-migration preference for democratic opposition parties send more migrants to the West. Similarly, we do not find that communities with a pre-migration preference for the Communist or Socialist Party send more migrants to the East.

²⁷ No data is available for the parliamentary election of 2001. It should be noted that the number of votes cast abroad is only a small fraction of the estimated number of Moldovans residing abroad. The results are therefore unlikely to be representative of the migrant population.

²⁸ Note that in an econometric sense this is only true if we would estimate our specification in first differences, which we do not do in our main specification. The reason is that we prefer to condition not only on the initial share of Communist votes but also on the vote share of other parties to capture the heterogeneity of initial political preferences. As part of the robustness checks we also estimate a model in first differences.

4.3 Confounding factors

The second main challenge for identification are confounding factors that drive both migration and voting patterns. By looking at changes in Communist votes over time, we already eliminate any confounders with time-constant effects. Our discussion therefore focuses on the role of time-varying confounders. For instance, one may be concerned that nation-wide shocks like the Russian financial crisis or the process of economic transition hit some communities harder than others. Similarly, there may have been some region-specific shocks like natural disasters or the emergence of new socio-political movements. These heterogeneous shocks may then have affected not only electoral preferences, but also migration flows to the West or East.

We employ three strategies to deal with time-varying confounders. First, we use fixed effects for Moldova's 35 districts to eliminate any time-varying (and time-constant) heterogeneity at the district level. In other words, we only evaluate the relationship between migration patterns and Communist votes for communities within the same district. Moldovan districts are very small. The average district covers only 967 square kilometers (373 square miles) and is home to 26 communities. In addition, Moldovan districts follow the same boundaries as the former regional administrative units of the Moldavian Soviet Socialist Republic (*raions*). In Soviet times, raions were the basic territorial unit around which economic life was organized. District-level fixed effects should therefore capture many of the potential confounders along geographical and economic dimensions that may have occurred after the collapse of the Soviet Union. They should also account for the proximity of certain districts to the border with Romania and the Ukraine, which may be subject to cross-border spillovers not related to migration.

Second, we control for a wide range of community characteristics. The idea behind this strategy is that observationally similar communities within the same district should be subject to similar shocks and should also respond to these shocks in a similar way. In general, Moldovan communities are remarkably similar, with no major economic differences, particularly within the same district. The main reason for this similarity is that Moldova is small (about the size of Maryland) and was planned to be a rural economy with no industrial capacity during Soviet times. Moldova's only industrial activities are located in the breakaway region of Transnistria, which is not included in our sample. That said, we try to control for as many dimensions of community heterogeneity as possible. We use census data to control for population size, age structure, and the skill level and distribution of the adult population.²⁹ Most importantly, we also control for the two main drivers of the destination choice made by the first migrants: Access to ethnic networks and the distance to the Romanian border. Specifically, we use the population shares of the four most important ethnic minorities (Ukrainians, Russians, Gagauz, and Bulgarians, with Moldovans being the reference category) as well as the degree of ethnic fractionalization. As ethnic composition may have played a role in the

²⁹ All demographic data come from the population census in 2004. They are measured for the original overall population including migrants. Therefore, our demographic variables are generally representative and not affected by emigration. In theory, emigration may have affected enrolment of children in schools. In practice, however, emigration should not have had any meaningful effect on overall educational attainment in 2004 – just five years after migration took off in Moldova.

evolution of electoral preferences, too, we also include squared terms of the different ethnicities' population shares. The distance to the Romanian border is measured by the distance to the nearest Moldovan-Romanian border crossing that was open in 1998 (Marcu, 2009). We also include a dummy for district capitals and a dummy for the only two major cities of Moldova, the capital Chisinau and Balti. As a proxy for remoteness, we use a community's distance to their district capital, since these have always been the economic and political center of a district.

Third, we capture community-specific economic shocks using high-resolution satellite data on night-time light intensity. This approach follows Henderson et al. (2012), who show that light intensity as measured from outer space is a meaningful proxy for local economic activity on the ground. This correlation is due to the fact that almost all consumption and production activities at night require lights. To compensate Moldova's lack of economic data at the community level for the 1990s and early 2000s, we therefore use satellite images from the Defense Meteorological Satellite Program's Operational Linescan System. These satellites observe every location on the planet every night at some time between 8.30 and 10 pm. Scientists at the National Geophysical Data Center then clean the recorded images from clouds and natural light sources, so that the remaining light is mostly produced by human activity. In a last step, all valid observations for a given year are averaged and light intensity is reported in a grid of pixels sized approximately 0.55 square kilometers (0.21 square miles) (see Henderson et al. 2012, for further details).

For Moldova, we average the light intensity of all pixels on the administrative territory of each community for 1992, the first year for which satellite images are available, and 1999, the year following the Russian financial crisis. The difference in light intensity between 1992 and 1999 proxies the severity of a community's economic shock caused by the economic transition after Moldova's independence in 1991 and the Russian financial crisis. Figure A1 in the appendix shows the drastic changes in night-time light over that period. In 1992, many parts of the country were well-lit at night. By 1999, however, most Moldovan communities had become dark. Over the same period, Moldova's gross domestic product had fallen by 40 percent. Table A1 in the appendix shows that the adverse economic shocks of the 1990s indeed pushed many Moldovans abroad. Communities with a reduction in night-time light intensity between 1992 and 1999 had a significantly higher prevalence of emigration in 2004. Importantly, however, economic shocks cannot explain the direction of migration flows to the West or the East. We also find that communities that experienced a steeper economic decline during the 1990s were more likely to vote for the Communist Party in the parliamentary election of 2001 (results available upon request). Finally, Table A2 in the appendix demonstrates that night-time light intensity is indeed a good proxy for economic activity at the community level. Light intensity is a highly significant predictor of local per-capita tax revenues, unemployment rates and the per-capita number of shops in 2009, a year for which economic indicators at the community level are available.

5 Results

5.1 Migration patterns and electoral preferences

Table 3 summarizes the main results from the econometric analysis. Full regression results are provided in Table A3 in the appendix. The first three columns investigate the relationship between migration patterns and Communist votes in the parliamentary election of July 2009. The columns gradually expand the set of control variables and check the robustness of our results against potentially important confounders.

Column 1 controls for community heterogeneity in terms of size, location, as well as demographic and ethnic composition. The results are suggestive of destination-specific political spillovers. Communities with more westward migration vote significantly less for the Communist Party. The coefficient is large: the departure of one percent of the community population to the West reduces the share of Communist votes by about 0.7 percentage points. This result is remarkable as it implies that the departure of a (presumably) largely non-Communist electorate to the West may be more than offset by political spillovers from abroad. We find the opposite, but weaker association for emigration to the east. A one-percentage-point increase in the prevalence of eastward migration increases the share of Communist votes by about 0.4 percentage points.

Column 2 additionally controls for the pre-migration election results for the four major parties in the parliamentary elections of 1998 and 1994 in each community. These variables eliminate any time-constant heterogeneity at the community level. In particular, they address the concern that communities with generally low (high) support for the Communist Party send more migrants to the West (East). Historical election results are an important predictor of election results more than a decade later. However, controlling for pre-migration election results barely affects the size and significance of the coefficients of westward and eastward migration. This finding reflects the previously discussed evidence that pre-migration election results have no significant effect on the prevalence of migration to the West or East. Thus, we can rule out that a time-constant confounder including political self-selection at the community level explains the association between migrants' destinations and Communist votes.

Column 3 adds community-specific measures of economic shocks over the course of the 1990s as measured by night-light intensity to the set of control variables. This is our preferred specification and we continue to use it as the baseline specification in the rest of the paper. If economic shocks in the early years of the transition period and in particular as a result of the Russian financial crisis in 1998/1999 shaped the evolution of both migration and voting patterns, their inclusion in the model should change the coefficients of westward and eastward migration. Yet, including night-time light intensity as regressor does not affect the coefficients of interest. This is in line with the previous result that light intensity is not associated with migrants' destination choice. Hence, local economic shocks are unlikely to confound the effect of migration patterns on Communist votes in 2009.

The remaining columns of Table 3 show the relationship between migration patterns and vote shares of the four opposition parties that jointly formed the ruling coalition after the elections. The Liberal

Democratic Party and the Liberal Party gain significantly more votes in communities with higher levels of westward migration. And the Liberal Party attracts considerably fewer votes in communities with higher levels of eastward migration. Votes for the other two parties are not significantly associated with migration patterns.

In Appendix 2, we perform a number of checks to assess the robustness of the baseline coefficients of westward and eastward migration. We show that our results are robust to (i) the inclusion of additional control variables such as the demographic characteristics of migrants, (ii) alternative econometric specifications such as estimation in first differences, and (iii) alternative definitions of the “West”. In particular, the coefficient of westward migration remains significant and becomes even more negative when we drop Italy, the most important destination of Moldovan migrants in Western Europe, and not necessarily an ideal-type democracy.

5.2 Testing for time-varying unobserved confounders

A remaining challenge for causal interpretation is an unobserved time-varying confounder. To be relevant, such a confounder must work at the sub-district level as the district fixed effects already wipe out any time-varying (and time-constant) district-level heterogeneity. In addition, the stability of the coefficients of westward and eastward migration across columns 1 to 3 of Table 3 implies that a relevant confounder must be much more strongly associated with migration patterns and Communist votes than election results and economic shocks during the 1990s. Only then could a confounder explain the estimated relationship. To assess this possibility, we propose two tests.

Migration patterns and electoral preferences over time

The first test for unobserved heterogeneity investigates the relationship between Communist votes and migration patterns over time. If it is the case that migration (and not a confounder) drives our results, westward and eastward migration as measured by the census in 2004 should not be associated with election results around the time when migrants just started to leave Moldova.

Table 4 examines the relationship between migration patterns and Communist votes in all parliamentary elections since 2001. Of particular interest is the parliamentary election of 2001. It was the first parliamentary election after the Russian financial crisis of 1998/1999, which hit Moldova’s economy hard and triggered the departure of the first migrants. And it was the election that brought the Communist Party back to power. In 2001, the level of emigration was still low (see Figure 1) and most of the migrants captured in the census in 2004 had not left yet. Hence, if emigration has a causal effect on election results, there should be no association between Communist votes in 2001 and the largely future flows of migrants to the West and East in 2004.

Column 1 shows that migration patterns in 2004 are indeed not significantly related with Communist votes in 2001. Thus, there is no evidence of an unobserved confounder that simultaneously shaped migration and voting patterns. This finding strengthens the common trend assumption of our identification strategy. It also suggests that the destination choice of the first migrants, which laid the

basis for the migration patterns in 2004, was not systematically related with the evolution of electoral preferences in the aftermath of the Russian financial crisis.

Migration patterns are not significantly related to Communist votes in 2005 either (column 2), although (and in contrast to 2001) the level of emigration was already high. There may be two reasons for this non-finding. First, at that time, the intensity of communication between migrants and their families and friends in Moldova was still relatively low, at least as measured by the volume of international calls from and to Moldova (see Figure 1). Between 2005 and 2009, however, the volume of international calls increased by a factor of four. The fall in communication costs during that period most likely increased the intensity of communication and facilitated the inflow of information and norms from abroad. Second, the 2005 result does not necessarily indicate the absence of destination-specific political spillovers. As explained above, the coefficients of westward and eastward migration reflect both the exit effect and destination-specific political spillovers. At least for westward migration, these two effects go into opposite directions. Hence, it may well be that in 2005, political spillovers were present but they were not yet large enough to overcompensate for the exit effect. This would explain the insignificant relationship between migration and voting patterns. Indeed, if one neutralizes the exit effect by making the extreme assumption that all westward migrants would have voted for the opposition parties (see section 5.3 for details on the methodology), the coefficient of westward migration becomes significantly negative and its magnitude increases from -0.18 to -1.10 (detailed results available upon request).

It is only in the recent elections of April and July 2009 as well as of November 2010 that migration patterns are significantly associated with voting behavior (columns 3-5). The coefficient (and marginal effect) of westward migration becomes increasingly larger, starting at -0.40 in April 2009 and reaching -0.85 in November 2010. Thus, political spillovers from westward migration appear to be growing over time. This result may indicate that migrants in the West increasingly raised their voice after the disputed elections in April 2009 that marked the political deadlock between the Communist Party and the opposition. Similarly, the coefficient of eastward migration slightly increases from 0.27 in April 2009 to 0.39 in July 2009. However, it is no longer significantly different from zero in November 2010. Thus, if there were political spillovers from eastward migration, they appear to be weaker and are not stable over time.

Overall, the findings reported in Table 4 further limit the range of potentially relevant confounders. Any remaining confounder must have affected migration patterns well before 2004 and electoral preferences only thereafter with a lag of several years.

Spatially concentrated time-varying confounders

The second test for unobserved heterogeneity builds on the idea that an unobserved confounder would likely be spatially concentrated and affect neighboring communities in a similar way. In this case, local fixed effects should at least partially capture the confounder and therefore lower the estimated coefficients of migration on Communist votes. Local fixed effects should increasingly do so the smaller the geographical area they are based on. By contrast, in the absence of such a confounder, local fixed effects should not significantly affect the size of the estimated relationship.

To test these implications, we introduce local fixed effects that are based on a geographical grid of quadratic cells and are much finer than the district-level fixed effects. We start with cells sized 30x30 kilometers (18.6x18.6 miles) and then reduce the cell size to 15x15 kilometers (9.3 x 9.3 miles). This procedure increases the number of local fixed effects from 35 with district fixed effects to 52 using 30x30 kilometer cells and 162 using 15x15 kilometer cells for the grid. The finer the grid, the more unobserved heterogeneity we expect to capture. Figure A2 in the appendix illustrate the different resolutions of the grid on a map of Moldovan districts. In particular, the 15x15 kilometer cells are much smaller than the average Moldovan district. The average number of communities in each cell is five using the 15x15 kilometer grid and 16 using the 30x30 kilometer grid. The grid thus ensures that the relationship between migration and voting patterns is evaluated comparing only neighboring communities which share the same local labor market and other local characteristics. To deal with the arbitrary boundaries created by the grid, we shift the grid by random distances and iterate the analysis a hundred times.

Table 5 reports the coefficients and standard errors of the first iteration as well as the average coefficient over the 100 iterations for the two grid resolutions. The coefficients of both westward and eastward migration are remarkably robust to the use of fixed effects for grid cells. The average size of the coefficients drops only slightly. We use a simple t-test to compare the differences between the estimated coefficients of westward migration to the baseline coefficient of -0.63 (column 3 of Table 3). In none of the 200 total iterations can we reject the hypothesis that the difference is significantly different from zero. It is particularly remarkable that the size of the estimated coefficients is completely robust to increasing the grid resolution from 30x30 kilometer to 15x15 kilometer cells. For eastward migration, only nine of the 200 estimated coefficients are significantly different from the baseline coefficient. We are therefore confident that the coefficients of westward and eastward migration are not systematically biased by a spatially concentrated confounder.

The two tests for unobserved time-varying heterogeneity strongly support a causal interpretation of the effects of emigration to the West and East on Communist votes. To challenge a causal interpretation, an unobserved confounder must (i) be time-varying, (ii) much more strongly associated with migration patterns and electoral preferences than election results and economic shocks during the 1990s (iii) affect electoral preferences several years later than migration flows, (iv) be specific to a community or not affect neighboring communities in a similar way, and (v) account for the opposing effects of westward and eastward migration. While we cannot rule out such a confounder with certainty, we consider its existence very implausible.

5.3 How large is the effect?

Disentangling destination-specific political spillovers from the exit effect

As discussed above, the coefficients of westward and eastward migration capture both political spillovers on those who stay behind and the exit of migrants from the electorate. This subsection attempts to disentangle the effect of political spillovers from the exit effect. To assess the degree to which the exit effect may bias the interpretation of the migration coefficients as political spillovers,

we run the following thought experiment: We make extreme assumptions on how migrants would have voted had they stayed in Moldova. We then send all migrants back to their home communities and add their hypothetical votes to the observed votes of their communities assuming that migrants would have had the same voter turnout as the non-migrant community population. Finally, we re-run our baseline specification (column 3 of Table 3) using the hypothetical vote share of the Communist Party as new dependent variable. By definition, the exit effect is now neutralized as migrants remain part of the electorate. As a result, the estimated migration coefficients provide the lower and upper bounds of political spillovers on those who stay behind depending on which assumptions we make on the voting behavior of migrants. We consider three different scenarios which are summarized in Table 6.

In scenario 1, there is no political self-selection: All migrants are assumed to have voted like the average stayer in their home communities in July 2009 (column 1). The coefficients of westward and eastward migration are thus exactly the same as the coefficients of our baseline specification. However, the assumption of no political self-selection is not realistic. Given their demographic profile, migrants, particularly those to the West, are likely to have been less supportive of the Communist Party than the average voter before migration. The coefficients should therefore provide an underestimation of political spillovers from the West and an overestimation of political spillovers from the East.

In scenario 2, all migrants would have voted for opposition parties (column 2). Under this extreme assumption, the coefficient of westward migration provides an upper bound for political spillovers from the West because, in contrast to the baseline coefficient, it can no longer be driven upwards by the departure of opposition voters. Indeed, the coefficient of westward migration now drops to -1.11. This is almost double the magnitude of the baseline coefficient of -0.63, which still includes the exit effect (i.e. the fact that the Communist vote share increases due to the departure of opposition voters). These two coefficients define the plausible range of the magnitude of political spillovers of westward migration. The emigration of one percent of a community's population to the West reduces the share of Communist votes *among those who stay behind* by a minimum of 0.63 (if migrants would have voted as the average stayer) and a maximum of 1.11 percentage points (if migrants would have been opposition voters). Our baseline coefficient of westward migration should therefore be interpreted as a conservative estimate of the political spillovers from abroad.

The opposite is true for the coefficient of eastward migration. Under the assumption that all migrants would have voted for opposition parties, the coefficient of eastward migration provides a lower bound for the political spillovers of eastward migration. Because it can no longer be driven upwards by the departure of opposition voters, the coefficient of eastward migration becomes negative and drops to -0.48, compared to the baseline coefficient of 0.39. Again, these two coefficients mark the range in which the magnitude of political spillovers of eastward migration is most likely to be located. As the range includes zero, we cannot conclude with certainty that the political spillovers from the East increase the share of Communist votes among those who stay behind. What we can conclude, however, is that political spillovers are likely to be much larger for westward than for eastward migration.

For completeness, we also show the unlikely scenario 3, in which all migrants would have voted for the Communist Party (column 3). Only when we make this unrealistic assumption do we no longer find that political spillovers of westward migration decrease the share of Communist votes.

Overall, this exercise provides strong evidence that political spillovers from emigration to the West indeed reduce support for the Communist Party in migrants' home communities and are no artifact of the compositional change of the electorate. Under reasonable assumptions on the direction and degree of political self-selection of migrants, the baseline coefficient of westward migration is a conservative estimate of the true size of political spillovers from the West. The baseline coefficient of eastward migration may, however, overestimate the size of political spillovers from the East.³⁰

Counterfactual election results

To obtain a better understanding of the quantitative importance of our findings, this subsection performs a simple counterfactual analysis of the effects of emigration on election results in July 2009. Our back-of-the-envelope calculations are based on the point estimates from the baseline specification (column 3 of Table 3). To arrive at nation-wide counterfactual election results, we weigh the predicted election results by the number of votes cast in each community. For simplicity, we assume that migrants would have had the same electoral preferences (vote distribution) and the same voter turnout as their home communities. As we have shown above, this assumption on migrant voting is conservative. We are hence likely to underestimate the true political spillovers of westward migration.

Table 7 presents the observed and counterfactual shares of Communist votes and the resulting changes in the distribution of parliamentary seats for different migration scenarios. The first row summarizes the actual election result, with a vote share of 45 percent for the Communist Party. This translated into 48 out of the 101 seats in Parliament – three seats short of the absolute majority of 51 seats. The remaining 53 seats were distributed among the Liberal Democratic Party, the Liberal Party, the Democratic Party, and the Party Alliance Our Moldova, which were thus able to push the Communists out of power and form a new coalition government.

The first part of the counterfactual analysis holds the level of migration constant, but changes the direction of migration flows. We first shift all migrants from the West to the East. The resulting effects are large. If all migrants to the West had migrated to the East instead, the Communist Party would have gained an additional vote share of three percentage points. With 51 seats, the Communists would have gained the absolute majority in Parliament, so there would have been no change in government. We find a reverse effect if all migrants to the East had migrated to the West instead. This redirection of migration flows would have tripled the migrant population in the West and stripped the Communist Party of even more votes (five percentage points less), resulting in a landslide victory of the opposition.

³⁰ These results are also useful to assess the potential consequences of return migration. If anything, the coefficients are likely to underestimate the electoral consequences of emigration in case of return migration.

The second part of the counterfactual analysis changes the level of migration flows: How successful would the Communist Party have been in the absence of migration to the West or East? We first examine the case with no migration to the West and unchanged migration to the East. The result suggests that westward migration has considerably harmed the Communist Party. The Communist Party would have gained two percentage points more votes (and only been one seat short of staying in power) if westward migrants had remained in Moldova. We find the opposite result for the case with no migration to the East and unchanged migration to the West. In this scenario, the Communist Party would have lost about two percentage points of votes. Hence, we can conclude that the Communist Party has likely benefited from emigration to the East.

Taken together, these counterfactual results suggest that the political consequences of emigration from Moldova are large and have considerably contributed to ending Communist rule in July of 2009. It is important to emphasize that we do not consider general equilibrium effects such as the effect of emigration on the political system. It is possible, for example, that the political platform of the Communist Party (or other political parties) may have been endogenous and responded to migration-induced changes in the electoral preferences of the median voter. To the extent that the Communist Party has made its political platform more liberal in response to changes in electoral preferences, our partial equilibrium analysis is therefore likely to underestimate the overall political effects of emigration to the West.

6 What explains political spillovers of emigration?

So far our analysis has established a close relationship between migration and voting patterns. Evidence from a variety of empirical specifications suggests that this relationship is causal or at least contains a large causal component. Westward migration clearly reduces electoral support for the Communist Party. The opposite is true for eastward migration, but the effect is less robust and less persistent. In this section, we collect suggestive evidence that the documented destination-specific political spillovers are indeed the result of transfers of information and norms from abroad. At the same time, we rule out three alternative explanations of the relationship between westward migration and political preferences: Strategic voting, monetary remittances, and return migration.

6.1 Transfer of information and norms

To assess the role of information and norm transfers, we first examine whether there is effect heterogeneity that is consistent with this transmission channel. We then supplement this community-level evidence with an analysis of individual-level data on political preferences from a public opinion poll.

If political spillovers from abroad work through the transfer of information and norms, they should be strongest in areas where information asymmetries are large. Specifically, we expect the transfer of information and norms from the West to be most relevant in communities in which a large share of the population grew up being exposed to Soviet propaganda (i.e., is older) or has lower education (to the extent that education provides access to more diverse sources of information). To test for effect

heterogeneity, we therefore split our sample at the median of the share of the population that was older than 21 years when the Soviet Union collapsed in 1991 and at the median of the share of the population with higher education. As columns 1-4 of Table 8 show, the effect of westward migration on Communist votes is indeed larger in communities that are older and less educated.

Another way to detect suggestive effect heterogeneity is to focus on the curvature of the observed relationship between migration and voting patterns. We expect a decreasing marginal effect of emigration on Communist votes, because information transmission should have decreasing returns. As more and more migrants leave a community for a given destination, an additional migrant should be less likely to transfer new information and norms from that destination. We test this prediction in column 5 of Table 8 by adding squared terms of the prevalence of westward and eastward migration to our baseline specification. For both westward and eastward migration, the squared terms are significant and have signs that are opposite to the signs of the linear terms, which is in line with our expectations.

As a more direct test for the transfer of information and norms from abroad, we draw on the Moldovan Political Barometer, a public opinion poll on socio-political issues that has been conducted biannually since 2001. Every wave interviews a random sample of about 1,000 individuals and is representative of the adult population at the national level. The set of questions asked changes considerably from wave to wave, but four politics-related questions have been repeatedly asked over time. The four binary outcomes are: Whether an individual (i) is satisfied with life in general, (ii) has trust in the government, (iii) has trust in local media, and (iv) would like the state to play an increased role to improve socio-economic conditions. In addition, we also examine an individual's intention to vote for the Communist Party should there be elections next Sunday.

To exploit the time dimension in the data, we pool all available waves conducted before the government changed in July 2009 that contain information on the location of the interview. This leaves us with eight waves, the first one being from April 2002 and the last one from March 2009. These years span almost the entire period during which the Communist Party was back in power. The resulting sample includes 8,350 individuals from 321 different communities in Moldova. We estimate an individual's views with a linear probability model controlling for her sex, age, education and ethnicity as well as the same set of community-level variables (including district-level fixed effects) as in the baseline specification. To capture the evolution of views over time, we introduce an interaction term between westward/eastward migration and the year in which the interview took place. If migration really induces the transfer of information and norms, its effect should become increasingly visible over time.

Table 9 shows that individuals who live in communities with high levels of westward migration significantly change their views over the years. They are increasingly less satisfied with their lives, put less trust in the government and local media, and are more skeptical of state intervention. These findings are consistent with the argument that the transfer of information and norms changes the reference point of individuals and ultimately affects their political preferences. We also reproduce our main results and show that these individuals become increasingly less likely to vote for the

Communist Party. Importantly, we observe no preference changes for individuals who live in communities with high levels of eastward migration, possibly because the news and views transmitted by eastward migrants are likely to contain little informational value. Indeed, due to the joint Soviet legacy, Moldovans are typically well-informed about the situation in Russia.

The results from the political barometer are also important because they are based on a representative sample of the total adult population, not on a sample of active voters. This difference is important because it suggests that the observed relationship between migration and voting patterns works through a change in electoral preferences and not through a change in the composition of active voters (e.g., through changes in the incentives of individuals with given electoral preferences to cast their vote).³¹

6.2 Strategic voting

Political spillovers could also be the result of strategic voting. For example, voters with a migrant abroad may change their voting behavior to strategically support a party that is more likely to protect their migrant relatives abroad and secure the flow of remittances. Indeed, Moldova's political parties set very different foreign policy priorities. Communities with migrants in the West may vote for the Alliance of European Integration because these parties are more likely to seek integration with Western Europe, possibly easing visa requirements and lowering the costs of sending remittances. By contrast, communities with migrants in the East may increase their support of the Communist Party to secure good relations between Moldova and Russia.

One way to test for strategic voting is to assess the curvature of the relationship between migration and voting patterns. The desire to protect migrants is likely to increase at least proportionally with emigration and the resulting dependency on remittances flows. However, as shown above (column 5 of Table 8), the magnitude of the marginal effect of emigration on Communist votes decreases with the level of emigration. In addition, the previous results from the Moldovan Political Barometer indicate that westward migration is also associated with changes in political, not only electoral preferences.

Another way to test for strategic voting is to look at voting behavior in local elections. Strategic voting should primarily matter for national-level affairs such as foreign policy or financial regulation. It should hence play a less important role in local elections as local governments in Moldova have a limited sphere of competence and few possibilities to influence national policies. We therefore analyze the effect of migration patterns on Communist votes in the local elections of June 2007, almost two years before the Communist Party lost its power in the parliamentary election of July 2009 and just before the global financial crisis began to unfold. The set of explanatory variables is the same as in our baseline regression. If our predictions are correct, strategic voting should result in an

³¹ Column 3 of Table 10 shows that both westward and eastward migration are associated with a significant reduction in voter turnout. The magnitude of the coefficients, however, is below unity, suggesting that the absence of migrants is cushioned by an increased turnout among the resident population.

insignificant or less pronounced relationship between migration patterns and local (mayoral) election results.

The first columns of Table 10 summarize the results of the 2007 elections for the local councils. Column 1 examines the effects of migration patterns on the vote share of the Communist Party. In line with our main results, we find that communities with more westward migration vote significantly less for the Communist Party in local elections. The magnitude of the coefficient is comparable to the baseline coefficient for parliamentary elections. In contrast, eastward migration is not significantly related with Communist votes. Column 2 reports very similar results for mayoral elections. Here, the dependent variable is a dummy indicating whether a community elected a Communist mayor in 2007 (exact mayoral vote shares are not available). Again, we find a significant effect of westward migration on voting behavior. One percentage point more emigration to the West decreases the probability to have a Communist mayor by two percentage points. We find no effect of eastward migration. Taken together, these findings do not suggest that the observed changes in electoral behavior are the mere result of strategic voting.

6.3 Monetary remittances

Monetary remittances represent another potential transmission channel of the political spillovers of emigration. Remittances can affect political preferences because they increase the disposable income of recipient households and also change income inequality within communities. For example, if remittances increase income inequality, it is reasonable to expect a higher vote share for the Communist Party, which favors redistributive policies.

To explain our main result, an increase in remittances from the East should *increase* support for the Communist Party, while remittances from the West should *decrease* support for the Communist Party. First, with respect to individual households, we cannot think of a plausible reason why remittances should have such a non-monotonic relationship with Communist votes. A dollar received from the West should have a similar income effect on electoral preferences as a dollar received from the East. Of course, there may be differences in consumption patterns and endowment levels between households with a migrant in the East of West, but these cannot explain why remittance from the West should have the *opposite* income effect than remittances from the East. Second, with respect to income inequality and wealth distribution within communities, the Communist Party should actually gain, not lose, votes in communities with high levels of westward migration. This is because Moldovan migrants in Western Europe remit on average about 50 percent more money than migrants in Russia (Luecke et al., 2007). Moreover, migrating to the West is costly, mainly due to visa restrictions, and was therefore more widespread among initially richer households.³² As a result, remittances from the West should have made relatively rich households richer, thus increasing income inequality and the demand for redistribution by the majority of voters (without a migrant abroad). The remittances-induced change in a community's income distribution

³² By contrast, eastward migration is cheap and accessible to poorer households as would-be migrants can relocate without a visa and only need to board a train to Russia (Luecke et al., 2007).

should then make the Communist Party more popular – which is exactly the opposite of what political spillovers of westward migration would predict. In sum, remittances effects related to income levels and income inequality are unlikely to account for the destination-specific political effects that we observe.

Remittances may, however, also have an indirect effect on electoral preferences through their effect on the local economy. It is possible that remittances from westward migrants have different local multiplier effects than remittances from eastward migrants and hence affect voting behavior in a different way. For instance, poorer households with a migrant in the East may primarily use remittances for subsistence needs. Richer households with a migrant in the West may spend part of the remittances on renovating or building a house, thereby creating more demand for local labor. However, there is little evidence that households with westward migrants have different spending patterns than households with eastward migrants (Luecke et al., 2007). Nevertheless, we address this concern by adding various proxies for local economic conditions to the set of control variables. Specifically, we control for night-time light intensity, per-capita tax revenues, the unemployment rate and the per-capita number of shops. The three latter variables are based on statistics published by the Moldovan Ministry of Economy and Trade. All variables are measured at the community level at the time of the parliamentary election of July 2009. As column 4 of Table 10 shows, the inclusion of local economic indicators has no effect on the coefficients of westward and eastward migration. It hence seems unlikely that political spillovers from abroad work through the effect of remittances on the local economy.

6.4 Return migration

We finally consider return migration as a potential transmission channel. Indeed, the observed relationship between migration and voting patterns may not be due to migration-induced spillovers on those who stay behind, but to the return of former migrants to the electorate. To address this possibility, we commissioned two questions in an exit poll that was conducted in the parliamentary election of November 2010. Individuals were asked whether they themselves had ever lived abroad for at least three months since 1991 and if so in which destination, and whether family members had ever lived abroad and if so in which destination. We are thus able to distinguish between return migrants and non-migrants in the electorate.

The exit poll was conducted with 7,344 individuals in 71 communities. Respondents were approached just after they had cast their vote and asked about their sex, age, education and ethnicity in addition to the two questions on personal and family migration experience. They were then given the questionnaire to tick the party they had voted for in a cabin similar to a polling booth and finally dropped the questionnaire in a box. The results should therefore not be manipulated or biased because of revealed electoral preferences. Because of time constraints, the exit poll only distinguished between destinations in the European Union, the Commonwealth of Independent States (an association of former Soviet republics including Russia) and the rest of the World. We classify the European Union as a Western destination and the two remaining regions as Eastern destinations.

We estimate an individual's decision to vote for the Communist Party using a linear probability model. We expect personal migration experience, but also indirect exposure to the West or East through family members abroad to be significantly associated with electoral preferences. Table 11 summarizes the results. Column 1 controls for an individual's sex, age, education and ethnicity. Column 2 adds community fixed effects to capture unobserved heterogeneity between communities.

Individuals who have returned from the West are substantially less likely to vote for the Communist Party than individuals who have not been abroad. Having been to the West reduces the likelihood to vote for the Communist Party by seven percentage points. Having been to the East, however, is not significantly related to electoral behavior. The findings are almost identical for individuals with a family member abroad. Individuals with a family member in the West are eight percentage points less likely to give their vote to the Communist Party. The magnitude of the effect is large and comparable to the effect of having higher education. We find no significant association between having a family member in the East and voting for the Communist Party.³³

While these results do not necessarily reflect a causal relationship, they provide suggestive evidence for political spillovers of westward migration on family members who stay. Hence, the relationship between migration and voting patterns is unlikely to be solely the outcome of return migration.

7 Conclusion

The fact that knowledge diffuses locally rather than globally (Jaffe, Trajtenberg and Henderson, 1993) has been seen as evidence that an important part of knowledge is tacit. This was recognized by sociologists and economists well before the diffusion of knowledge could be tracked through patent citations. For example, Polanyi (1966) or Arrow (1969) suggested that knowledge diffusion requires direct forms of human interaction. Hence, one would expect the international diffusion of knowledge to be affected by the pattern of international migration; and indeed, recent research has confirmed this conjecture (Kerr, 2008). The circulation of knowledge and ideas is not restricted to the technological realm. Rather, social norms and political preferences also diffuse through direct human interactions and their diffusion across borders is magnified by the cross-border movement of people. Such transfers of ideas and values have been termed "social remittances" when they occur from the destination to the origin country of migrants. Social (or political) remittances have the potential to have a significant effect on the evolution of political preferences and change the economic and political trajectory of nations. Indeed, the globalization of the world economy and the availability of cheap travel and communication may have drastically changed the nature and intensity of social remittances.

This paper uses individual survey and administrative data from Moldova, a former Soviet Republic, to investigate the effect of labor migration on political outcomes in the home country. In contrast to previous literature, we focus on political behavior (as election results are our main outcome of

³³ Likewise, our community-level analysis does not find a significant association between eastward migration and Communist votes in the parliamentary election of November 2010 (column 5 of Table 4).

interest) and rely on differential destination-specific effects for identification. This is possible thanks to the fact that Moldovan emigration is polarized between two destinations characterized by very different democracy levels – the European Union and Russia – and to the quasi-experimental context in which the episode of mass emigration we analyze took place. The main challenge for identification is that migrants' destination choice, in particular the choice made by the first migrants (who then form migrant networks generating chain migration) could have been driven by political preferences or by a confounder that drives both migration and voting patterns at the community level. Most of our empirical analysis is aimed at addressing these two challenges. Our results cannot be explained by individual self-selection of migrants on political grounds (i.e., the fact that migrants with stronger preferences for democracy opt for more democratic destinations). If anything, the exit effect should increase, not decrease the share of Communist votes in communities with significant emigration to the West. To address political selection at the community level, we control for a large range of community characteristics including pre-migration political preferences (as measured by elections results from the mid-1990s) and intensity of the economic crisis (as measured by changes in levels of night-time light intensity obtained from satellite data). We also control for district fixed effects and allow for the definition of a district to vary arbitrarily. Hence, to challenge a causal interpretation, a remaining confounder must (i) be time-varying, (ii) be much more strongly associated with migration patterns and electoral preferences than important control variables, (iii) affect electoral preferences several years after migration took place, (iv) account for the opposing effects of westward and eastward migration, and (v) not affect neighboring communities in a similar way. While we cannot rule out such a confounder with certainty, we consider its existence very implausible.

Our results show a significant and robust negative effect of emigration to the West on the votes for the Communist Party in the Moldovan elections of 2009-10. Moreover, the magnitude of the effect is large and may have been decisive in bringing an end to the reign of the last ruling Communist Party in Europe, twenty years after the fall of the Berlin wall. Finally, our results are suggestive of a preferences transmission mechanism, as attested by the presence of democratic spillovers to members of households without any migrant in our exit poll or by the fact that the effect of emigration on electoral outcomes is stronger in older and less educated communities, where the potential for new information to make a difference is presumably greater.

To the extent that migrants can retain close ties with their home communities, this paper therefore suggests that exit and voice can be complementary in bringing political change and jointly contribute to the global diffusion of democracy.

References

- Abdih, Y., Chami, R., Dagher, J. and P. Montiel (2012). Remittances and Institutions: Are Remittances a Curse?, *World Development*, 40(4), 657-666.
- Acemoglu, D., D. Cantoni, S. Johnson, and J. Robinson (2011). The Consequences of Radical Reform: The French Revolution, *American Economic Review*, 101(7), 3286-3307.
- Acemoglu, D., S. Johnson, and J. A. Robinson (2001). The Colonial Origins of Comparative Development: An Empirical Investigation, *American Economic Review*, 91(5), 1369-1401.
- Acemoglu, D., S. Johnson, J. A. Robinson, and P. Yared (2008). Income and Democracy, *American Economic Review*, 98(3), 808-842.
- Agrawal, A. K, D. Kapur, J. McHale and A. Oettl (2011). Brain Drain or Brain Bank? The Impact of Skilled Emigration on Poor Country Innovation, *Journal of Urban Economics*, 69(1), 43-55.
- Alesina, A. and N. Fuchs-Schuendeln (2007). Good-Bye Lenin (or Not?): The Effect of Communism on People's Preferences, *American Economic Review*, 97(4), 1507-1528.
- Angrist, J. D. and J. Pischke (2008). *Mostly Harmless Econometrics: An Empiricist's Companion*. Princeton, NJ: Princeton University Press.
- Arambaşa, M. N. (2009). Bedeutung der grenzüberschreitenden Praktiken im moldauisch-rumänischen Grenzraum vor und nach dem EU-Beitritt Rumäniens. In: Heller, W. and M. N. Arambaşa, Am östlichen Rand der Europäischen Union. Geopolitische, ethnische und nationale sowie ökonomische und soziale Probleme und ihre Folgen für die Grenzraumbevölkerung, Potsdam: Universitätsverlag Potsdam, 137-160.
- Arrow, K. (1969). Classificatory Notes on the Production and Transmission of Technological Knowledge, *American Economic Review*, 59(2), 29-35.
- Bandiera, O., I. Rasul and M. Viarengo (2013). The Making of Modern America: Migratory Flows in the Age of Mass Migration, *Journal of Development Economics*, 102, 23-47.
- Barro, R. J. (1999). The Determinants of Democracy. *Journal of Political Economy*, 107(S6), 158-183.
- Batista, A., and P. Vicente (2011). Do Migrants Improve Governance at Home? Evidence from a Voting Experiment. *World Bank Economic Review*, 25(1), 77-104.
- Beine, M., F. Docquier, and M. Schiff (2013). International Migration, Transfer of Norms and Home Country Fertility, *Canadian Journal of Economics*, forthcoming.
- Bertoli, S. and F. Marchetta (2013). Bringing It All Back Home: Return Migration and Fertility Choices, Mimeo, CERDI-University of Auvergne.
- Benhabib, J., A. Corvalan, and M. Spiegel (2011). Reestablishing the Income-Democracy Nexus. NBER Working Paper 16832.
- Berry, J. W. (1997). Immigration, Acculturation, and Adaptation. *International Journal of Applied Psychology*, 46(1), 5-34.
- Borjas, G. and K. Doran, (2012). The Collapse of the Soviet Union and the Productivity of American Mathematicians. *Quarterly Journal of Economics*, 127(3), 1143-1203.
- Braga, M. (2007). Dreaming Another Life. The Role of Foreign Media in Migration Decisions. Evidence from Albania, Mimeo, Bocconi University.
- Cain, B., R. Kiewiet, and C. Uhlaner (1991). The Acquisition of Partisanship by Latinos and Asian Americans, *American Journal of Political Science*, 35(2), 390-422.
- Cameron, L., N. Erkal, L. Gangadharan, and M. Zhang (2012). Cultural Integration: Experimental Evidence of Changes in Immigrants' Preferences, IZA Discussion Paper 6467.

- Careja, R. and P. Emmenegger (2012). Making Democratic Citizens: The Effects of Migration Experience on Political Attitudes in Central and Eastern Europe, *Comparative Political Studies*, 45(7),875-902.
- Chauvet, L. and Mercier, M., (2013). Migration and Elections in Mali. Does Migration Promote Democratization in Africa?, Mimeo.
- Clingingsmith, D., A. I. Khwaja, and M. Kremer (2009). Estimating the Impact of the Hajj: Religion and Tolerance in Islam's Global Gathering, *Quarterly Journal of Economics*, 124(3), 1133-1170.
- Colomer, J. M. (2000). Exit, Voice, and Hostility in Cuba, *International Migration Review*, 34(2), 423-442.
- Crowther, W. E. (2011). Second Decade, Second Chance? Parliament, Politics and Democratic Aspirations in Russia, Ukraine and Moldova, *Journal of Legislative Studies*, 17(2), 147-171.
- Daudin, G., R. Franck, and H. Rapoport (2012). The Cultural Diffusion of the Demographic Transition: Evidence from Internal Migration in 19th Century France, Mimeo, Bar-Ilan University.
- DellaVigna, S. and M. Gentzkow, (2010). Persuasion: Empirical Evidence, *Annual Review of Economics*, 2(1), 643-669.
- Docquier, F. and H. Rapoport (2012). "Globalization, Brain Drain, and Development," *Journal of Economic Literature*, 50(3), 681-730.
- Docquier, F., E. Lodigiani, H. Rapoport, and M. Schiff (2011). Emigration and Democracy, World Bank Policy Research Working Paper No. 5557
- Enikolopov, R., M. Petrova, and E. Zhuravskaya (2011). Media and Political Persuasion: Evidence from Russia, *American Economic Review*, 107(2), 3253-3285.
- European Commission (2012). Implementation of the European Neighbourhood Policy in the Republic of Moldova. Progress in 2011 and Recommendations for Action. http://ec.europa.eu/world/enp/docs/2012_enp_pack/progress_report_moldova_en.pdf
- Fargues (2007). The Demographic Benefit of International Migration: a Hypothesis and its Application to Middle Eastern and North African Countries. in Ozden, C. and M. Schiff (eds.), *International Migration, Economic Development and Policy*, World Bank: Washington, DC.
- Ferguson, J. (2003). *Migration in the Caribbean: Haiti, the Dominican Republic and Beyond*, Minority Rights Group International.
- Fidrmuc, J. and O. Doyle (2004). Voice of the Diaspora: An Analysis of Migrant Voting Behavior, CEPR Discussion Paper No. 4619.
- Glaeser, E., Ponzetto, G., and A. Shleifer (2007). Why Does Democracy Need Education?, *Journal of Economic Growth*, 12(2), 77-99.
- Görlich, D. and C. Trebesch (2008). Seasonal Migration and Networks. Evidence on Moldova's Labour Exodus, *Review of World Economics (Weltwirtschaftliches Archiv)*, 144(1), 107-133.
- Gould, D. M. (1994). Immigrant Links to the Home Country: Empirical Implication for US Bilateral Trade Flows, *The Review of Economics and Statistics*, 76(2), 302-316.
- Hansen, L. O. (1988). The Political and Socio-economic Context of Legal and Illegal Mexican Migration to the U.S. (1942-1984), *International Migration*, 26(1), 95-107.
- Henderson, V., A. Storeygard, and D. Weil (2012). Measuring Economic Growth from Outer Space, *American Economic Review*, 102(2), 994-1028.
- Hersh, J. and J. Voth (2011). Sweet Diversity: Colonial Goods and the Rise of European Living Standards After 1492, Universitat Pompeu Fabra Working Paper 1163.
- Hirschman, A. O. (1970). *Exit, Voice, and Loyalty: Responses to Decline in Firms, Organizations, and States*. Cambridge, MA: Harvard University Press.

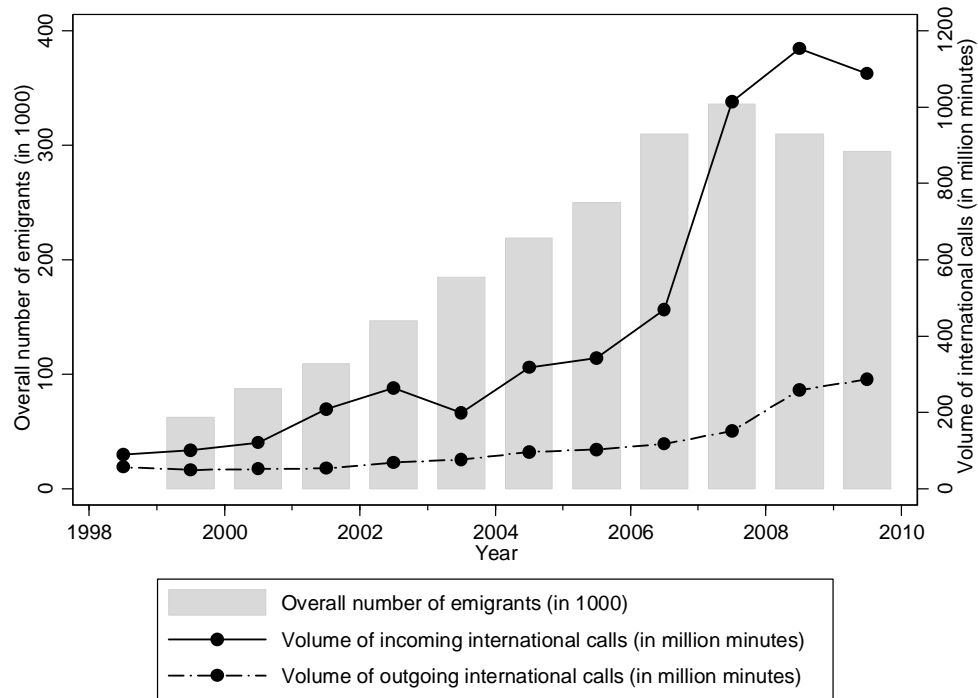
- Hirschman, A. O. (1993). Exit, Voice, and the Fate of the German Democratic Republic: An Essay in Conceptual History, *World Politics*, 45(2), 173-202.
- Hoffman, B. (2005). Emigration and Regime Stability: Explaining the Persistence of Cuban Socialism, *Journal of Communist Studies and Transition Politics*, 21(4), 436-461.
- Hornung, E. (2011). Immigration and the Diffusion of Technology: The Huguenot Diaspora in Prussia, *American Economic Review*, forthcoming.
- IDIS Viitorul (2009). Report on the Assessment of Public Perception regarding the Process of European Integration and Implementation of EUMAP – Republic of Moldova, Institute for Development and Social Initiatives, Chisinau.
- IJC (2009). An Assessment of the State of the Media in the Republic of Moldova. Independent Journalism Center. http://www.ijc.md/eng/index.php?option=com_content&task=view&id=245.
- Jaffe, A.B., M. Trajtenberg and R. Henderson (1993). Geographic Location of Knowledge Spillovers as Evidenced by Patent Citations, *Quarterly Journal of Economics*, 108(3), 577-98.
- Javorcik, B. S., C. Ozden, M. Spatareanu, and I. C. Neagu (2011)?. Migrant Networks and Foreign Direct Investment, *Journal of Development Economics*, 94(2), 231-241.
- Jensen, R. and E. Oster (2009). The Power of TV: Cable Television and Women's Status in India. *Quarterly Journal of Economics*, 124(3), 1057-1094.
- Kerr, W. R. (2008): Ethnic Scientific Communities and International Technology Diffusion, *Review of Economics and Statistics*, 90(3), 518-537.
- Krause, A. (2000). Трудовая миграция населения Молдо-вы: состояние и перспективы, *Moldoscopie*, 13, 87-103.
- Kugler, M. and H. Rapoport (2007). International Labor and Capital Flows: Complements or Substitutes?, *Economic Letters*, 94(2), 155-162.
- Luecke, M., T. Omar Mahmoud, and P. Pinger (2007). Patterns and Trends of Migration and Remittances in Moldova – The CBSAXA Survey 2006, International Organization for Migration (IOM), Chisinau.
- Luecke, M., T. Omar Mahmoud, and A. Steinmayr (2009). Labour Migration and Remittances in Moldova: Is the Boom Over? – The IOM-CBSAXA Panel Household Survey 2006-2008, International Organization for Migration (IOM), Chisinau.
- Luttmer, E. F. P. and M. Singhal. (2011). Culture, Context, and the Taste for Redistribution, *American Economic Journal: Economic Policy*, 3(1), 157-179.
- Marandici, I. (2010). The Factors Leading to the Electoral Success, Consolidation and Decline of the Moldovan Communists' Party, Paper Presented at the Midwestern Political Science Association Meetings, April 2010.
- Marcu, S. (2009). The Geopolitics of the Eastern Border of the European Union: The Case of Romania-Moldova-Ukraine. *Geopolitics*, 14(3), 409-432,
- McKenzie, D. and H. Rapoport (2010). Self-selection Patterns in Mexico-US Migration: The Role of Migration Networks, *Review of Economics and Statistics*, 92(4), 811-821.
- Michalon, B. (2009). Mobilitätspraktiken und Strategien von Kleinhändlern im grenzüberschreitenden Verkehr an der rumänisch-moldawischen Grenze vor dem EU-Beitritt, In: Heller, W. and M. N. Arambaşa, Am östlichen Rand der Europäischen Union. Geopolitische, ethnische und nationale sowie ökonomische und soziale Probleme und ihre Folgen für die Grenzraumbevölkerung, Potsdam: Universitätsverlag Potsdam, 125-136.

- Moşneaga, V. (2009). Moldovan Population in the Context of Current Migration Processes, In: Madveev, D., Selari, G., Bobkova, E., and B. Cseke, *Moldova-Transdnistria: Working Together for a Prosperous Future*, Cudrag Publishing House, 156-172.
- Moşneaga, V., G. Mohammadifard, and L. Corbu-Drumea, (2006). The Population of the Republic of Moldova in the Context of International Migration, Materials of the International Scientific Conference “Intercultural Dialogue” in Chisinau, 9-10 November 2005.
- Mungiu-Pippidi, A. and I. Munteanu. (2009). Moldova’s “Twitter Revolution”, *Journal of Democracy*, 20(3), 136-142.
- Munshi, K. (2003). Networks in the Modern Economy: Mexican Migrants in the U.S. Labor Market, *Quarterly Journal of Economics*, 118(2), 549-599
- Murtin, F. and R. Wacziarg (2011). The Democratic Transition, NBER Working Paper 17432.
- Nunn, N. and N. Qian (2011). The Potato’s Contribution to Population and Urbanization: Evidence from a Historical Experiment, *Quarterly Journal of Economics*, 126(2), 593-650.
- Open Society Foundations (2012). Mapping Digital Media: Moldova, Report of January 2012, <http://www.opensocietyfoundations.org/sites/default/files/mapping-digitalmedia-moldova-20120301.pdf>.
- Open Source Center (2008). Media Survey Report: Moldova, <http://info.publicintelligence.net/OSC-MoldovaMedia.pdf>.
- OSCE (1998): Republic of Moldova: Parliamentary Elections, 22 March 1998, Final Report of the OSCE/ODIHR Election Observation Mission.
- OSCE (2001): Republic of Moldova: Parliamentary Elections, 25 February 2001, Final Report of the OSCE/ODIHR Election Observation Mission.
- OSCE (2005): Republic of Moldova: Parliamentary Elections, 6 March 2005, Final Report of the OSCE/ODIHR Election Observation Mission.
- OSCE (2009): Republic of Moldova: Early Parliamentary Elections, 29 July 2009. Final Report of the OSCE/ODIHR Election Observation Mission.
- Pérez-Armendáriz, C. and D. Crow (2010). Do Migrants Remit Democracy? International Migration, Political Beliefs, and Behavior in Mexico, *Comparative Political Studies*, 43(1), 119-148.
- Pfaff, S. and H. Kim (2003). Exit–Voice Dynamics in Collective Action: An Analysis of Emigration and Protest in the East German Revolution, *American Journal of Sociology* 109(2), 401-444.
- Pfütze, T. (2012). Does Migration Promote Democratization? Evidence from the Mexican Transition, *Journal of Comparative Economics*, 40(2), 159-175.
- Polanyi, M. (1966). *The Tacit Dimension*. New York: Doubleday.
- Quinlan, P. D. (2004). Back to the Future: An Overview of Moldova under Voronin, *Demokratizatsiya: The Journal of Post-Soviet Democratization*, 12(4), 485-504.
- Radziwill, A., O. Scerbatcheski, and C. Zaman (1999). Financial Crisis in Moldova - Causes and Consequences, CASE Network Studies and Analyses No. 192.
- Rauch, J. E. and V. Trindade (2002). Ethnic Chinese Networks in International Trade, *Review of Economics and Statistics*, 84(1), 116-130.
- Sandu, D., V. Grigoraş, G. Toth, A. Toth, A. Bleahu, C. Radu, C. Radu (2006). *Living Abroad on a Temporary Basis. The Economic Migration of Romanians: 1990-2006*, Bucharest: Open Society Foundation.
- Shain, Y. (1999). *Marketing the American Creed Abroad: Diasporas in the U.S. and Their Homelands*. Cambridge, UK/New York: Cambridge University Press.

- Skoglund, P. et al. (2012). Origins and Genetic Legacy of Neolithic Farmers and Hunter-Gatherers in Europe. *Science*, 336(6080), 466-469.
- Spilimbergo, A. (2009). Democracy and Foreign Education, *American Economic Review*, 99(1), 528-543.
- Waldinger, F. (2010). Quality Matters: The Expulsion of Professors and the Consequences for PhD Student Outcomes in Nazi Germany. *Journal of Political Economy*, 118(4), 787-831.
- Waldinger, F. (2012). Peer Effects in Science: Evidence from the Dismissal of Scientists in Nazi Germany, *Review of Economic Studies*, 79(2), 838-861.
- White, S., N. Nevitte, A. Blais, E. Gidengil, and P. Fournier, (2008). The Political Resocialization of Immigrants: Resistance or Lifelong Learning?, *Political Research Quarterly*, 61(2), 268-281.
- World Bank (2012). *Doing Business in a More Transparent World*, Washington D.C.: World Bank Publishers.

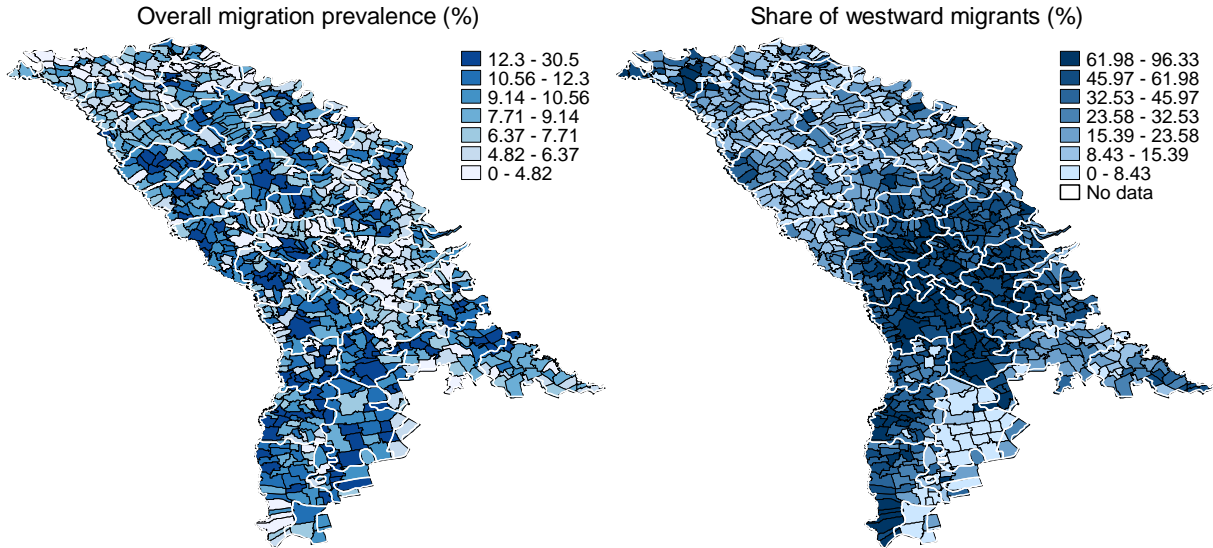
Figures

Figure 1: Number of emigrants (bars) and volume of international phone calls to and from Moldova (lines), 1998-2010



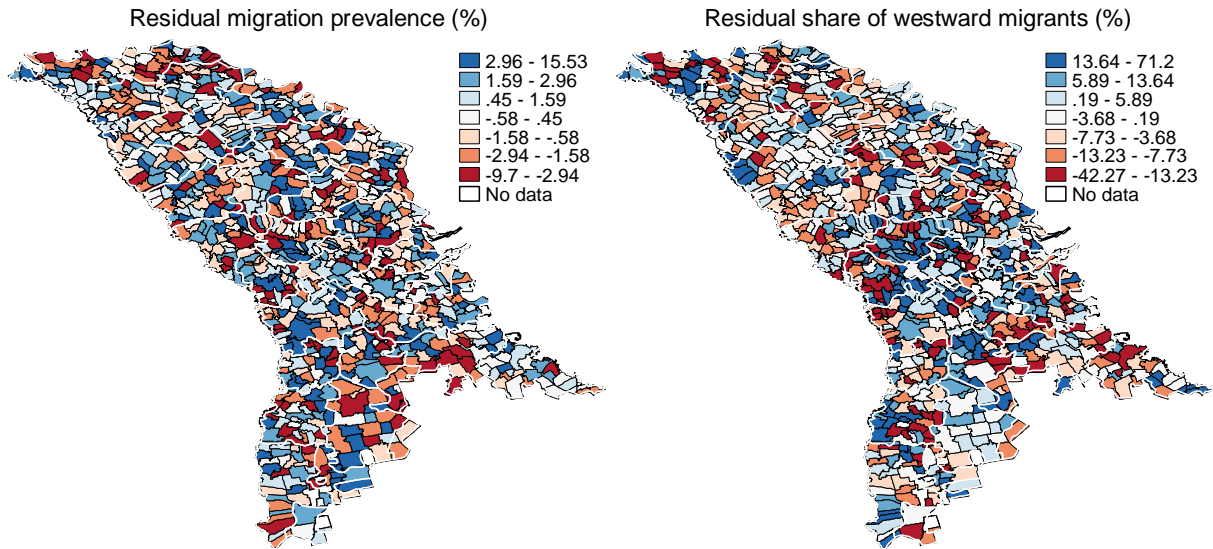
Bars represent the overall number of emigrants (in 1000). Data come from yearly waves of the Moldovan Labor Force Survey. Pre-2006 numbers of emigrants are adjusted to account for a change in the sampling method of the Moldovan Labor Force Survey. The first wave of the Moldovan Labor Force Survey was conducted in 1999, just after the unexpected Russian financial crisis hit Moldova in late 1998 and triggered the first big wave of emigration. Information on destination countries is not available in pre-2006 waves. Lines represent the volume of international calls (in million minutes). Data come the International Traffic Database compiled by Telegeography.

Figure 2: Observed spatial patterns of emigration from Moldova: Overall migration prevalence and share of westward migration across communities



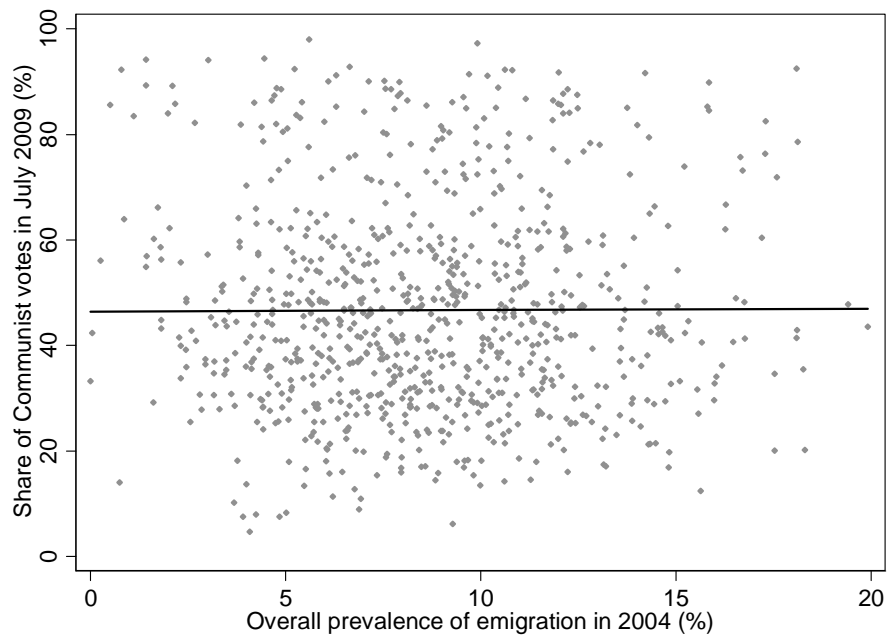
This figure shows a map of the observed overall migration prevalence (left panel) and the share of westward migrants (right panel) across Moldovan communities, based on the 2004 population census. Overall migration prevalence is the share of migrants as percent of the total population. The share of westward migrants is measured in percent of all migrants in the community. District borders are drawn in white.

Figure 3: Residual variation in spatial patterns of emigration from Moldova



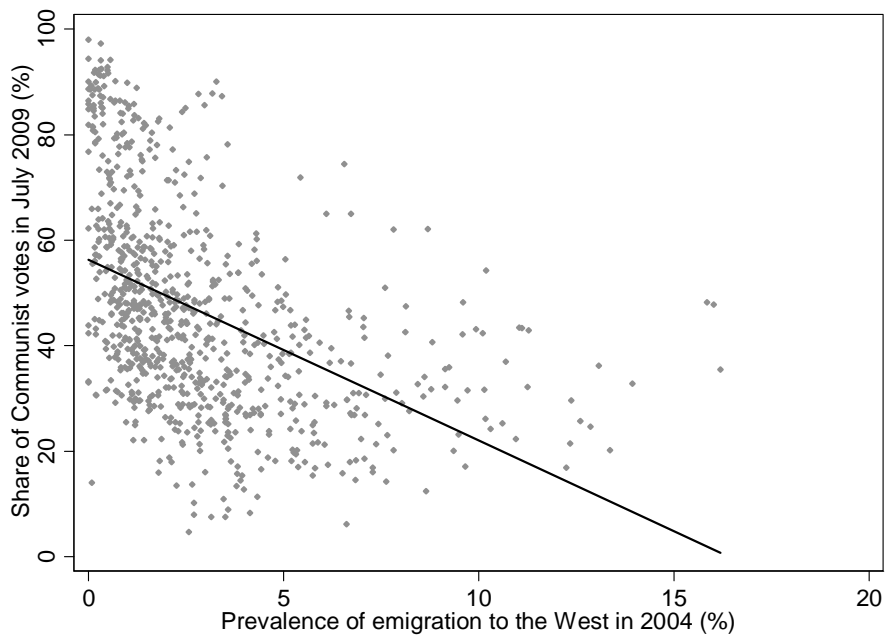
This figure shows a map of the residual variation in emigration patterns across Moldovan communities, after controlling for the full set of community-level variables of our baseline specification (column 3 of Table A3 in the appendix). The left panel shows residuals from a regression using overall migration prevalence as dependent variable (column 1 of Table A1 in the appendix). The right panel shows residuals from a regression using the share of westward migrants as dependent variable (column 2 of Table A1).

Figure 4: Emigration in 2004 and share of Communist votes in July 2009 across communities



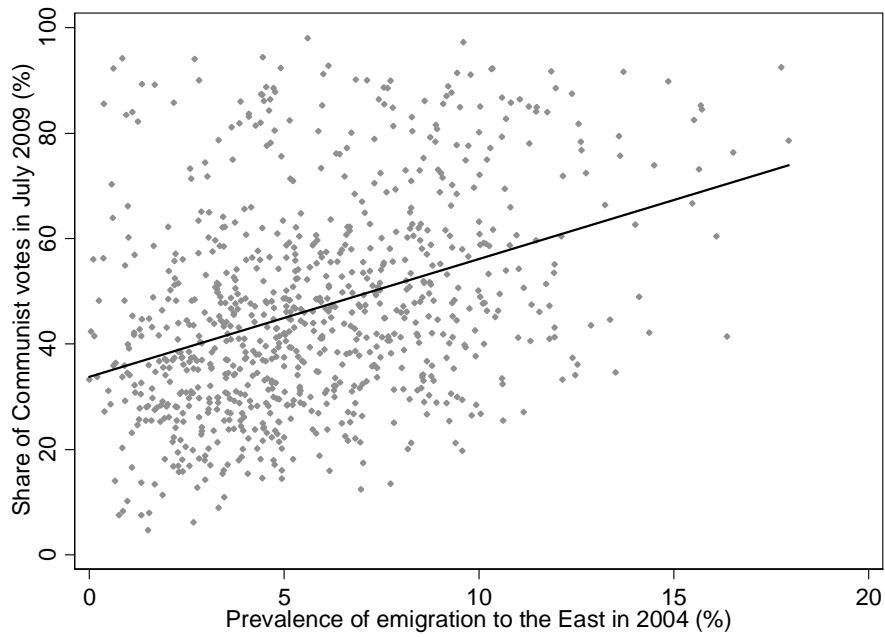
The figure shows the relationship between overall migration prevalence and the share of Communist votes across 848 Moldovan communities. The horizontal axis measures the overall share of migrants as percent of the total population (based on the 2004 population census). The vertical axis measures the share of Communist votes in the parliamentary elections of July 2009 (based on official election results). We only include votes cast in Moldova. Votes cast by migrants abroad are excluded.

Figure 5: Westward migration in 2004 and share of Communist votes in 2009 across communities



The figure shows the negative relationship between the prevalence of emigration to the West and the share of Communist votes across 848 Moldovan communities. The horizontal axis measures the share of migrants to the West as percent of the total population (based on the 2004 population census). The vertical axis measures the share of Communist votes in the parliamentary elections of July 2009 (based on official election results). We only include votes cast in Moldova. Votes cast by migrants abroad are excluded.

Figure 6: Eastward migration in 2004 and share of Communist votes in 2009 across communities



The figure shows the positive relationship between the prevalence of emigration to the East and the share of Communist votes across 848 Moldovan communities. The horizontal axis measures the share of migrants to the East as percent of the total population (based on the 2004 population census). The vertical axis measures the share of Communist votes in the parliamentary elections of July 2009 (based on official election results). We only include votes cast in Moldova. Votes cast by migrants abroad are excluded.

Tables

Table 1: Number of Moldovan emigrants to the West and East in 2004

Emigrants to the West				Emigrants to the East			
Country	Democracy score	Number of emigrants	Share of emigrants	Country	Democracy score	Number of emigrants	Share of emigrants
Italy	10	53,010	52.83%	Russia	6	153,361	88.79%
Romania	9	10,515	10.48%	Ukraine	6	8,582	4.97%
Portugal	10	9,467	9.43%	Turkey	7	8,228	4.76%
Greece	10	5,584	5.56%	Belarus	-7	356	0.21%
Spain	10	3,868	3.85%	South Korea	8	174	0.10%
France	9	3,504	3.49%	Serbia	6	121	0.07%
Israel	10	2,634	2.62%	Kazakhstan	-6	119	0.07%
Germany	10	1,906	1.90%	Other countries	≤8	1,777	1.03%
Czech Republic	10	1,787	1.78%				
Great Britain	10	1,399	1.39%				
Ireland	10	1,235	1.23%				
United States	10	1,184	1.18%				
Cyprus	10	855	0.85%				
Bulgaria	9	698	0.70%				
Belgium	10	660	0.66%				
Austria	10	505	0.50%				
Canada	10	387	0.39%				
Poland	10	234	0.23%				
Switzerland	10	215	0.21%				
Netherlands	10	142	0.14%				
Other countries	≥9	556	0.55%				
Total West		100,345	100.00%	Total East		172,718	100.00%

The table shows the distribution of Moldovan emigrants across destination countries based on Moldova's population census of 2004. Destination countries are classified as West if they have a higher level of democracy (as measured by the 2004 Polity IV score) than Moldova. Countries are classified as East if they have a lower or equal level of democracy than Moldova. Moldova's 2004 Polity IV score is 8.

Table 2: Summary statistics of community-level variables

Variable	Obs.	Mean	Std. dev	Min	Max
Overall prevalence of emigration (%)	848	8.69	3.77	0	30.49
Prevalence of emigration to the West (%)	848	2.84	2.67	0	16.21
Prevalence of emigration to the East (%)	848	5.86	3.45	0	29.74
Share of westward migrants among all migrants (%)	847	32.67	23.22	0	94.62
Communist Party July 2009 (%)	848	46.75	19.77	4.70	97.97
Communist Party 2005 (%)	848	51.49	13.58	10.78	91.97
Communist Party 2001 (%)	848	49.91	17.81	4.67	97.03
Communist Party 1998 (%)	848	29.51	19.83	1.51	94.50
Democratic Party 1998 (%)	848	18.71	11.72	0.62	82.87
Democratic Convention 1998 (%)	848	18.67	14.62	0	74.45
Party of Democratic Forces 1998 (%)	848	8.54	7.22	0	75.18
Voter turnout 1998 (%)	848	79.62	9.67	41.19	100
Democratic Agrarian Party 1994 (%)	848	53.79	22.36	1.49	96.68
Socialist Party 1994 (%)	848	12.04	20.43	0	96.36
Peasants and Intellectuals Bloc 1994 (%)	848	9.45	8.25	0	56.48
Alliance Pop. Christian Dem. Front 1994 (%)	848	6.98	6.35	0	56.81
Community size 0-1500	848	0.28	0.45	0	1
Community size 1501-3000	848	0.42	0.49	0	1
Community size > 3000	848	0.30	0.46	0	1
District capital	848	0.04	0.19	0	1
Distance to district capital (km)	848	14.74	8.76	0	87.31
Distance to Romanian border crossing (km)	848	54.99	29.07	1.52	151.24
Chisinau/Balti	848	0.00	0.05	0	1
Population 0-14 years (%)	848	21.18	3.20	10.62	34.60
Population 15-34 years (%)	848	30.04	3.78	18.62	41.23
Population 65 years and older (%)	848	12.36	4.71	2.92	29.71
Population with higher education (%)	848	15.72	6.06	4.03	47.45
Population with primary or no education (%)	848	53.78	10.65	11.32	85.79
Ratio high-skilled/low-skilled	848	0.33	0.28	0.05	4.19
Ethnic Russians (%)	848	2.16	6.48	0	95.18
Ethnic Ukrainians (%)	848	8.41	19.39	0	93.21
Ethnic Gagauz (%)	848	3.02	14.61	0	97.88
Ethnic Bulgarians (%)	848	1.87	8.90	0	91.74
Ethnic fractionalization	848	0.16	0.18	0.01	0.79
Change night-time light 1992-1999	848	-4.82	3.27	-22.41	0.87

The table presents summary statistics for the main community-level variables used in our analysis. Data on migration patterns as well as demographic, ethnic and socio-economic composition of the population come from the population census 2004 and are based on the total population including emigrants. All electoral variables are based on official results of parliamentary elections. The variable based on night-time light measures the difference between the average night-time light intensity on the territory of each community between 1992 and 1999. It is based on data from the Defense Meteorological Satellite Program's Operational Linescan System.

Table 3: Migration patterns and results of the July 2009 parliamentary election

	Share of votes for the Communist Party (%)			Share of votes for opposition parties (%)			
	Basic controls	Plus pre-migration election results	Plus night-time light (full model)	Liberal Democratic Party	Liberal Party	Democratic Party	Party Alliance Our Moldova
	(1)	(2)	(3)	(4)	(5)	(6)	(7)
Prevalence of emigration to the West (%)	-0.70*** (0.20)	-0.63*** (0.18)	-0.63*** (0.18)	0.40*** (0.13)	0.24** (0.11)	0.08 (0.12)	-0.16 (0.15)
Prevalence of emigration to the East (%)	0.44** (0.17)	0.39** (0.16)	0.39** (0.16)	-0.07 (0.09)	-0.17** (0.07)	-0.07 (0.08)	-0.01 (0.11)
Basic controls	yes	yes	yes	yes	yes	yes	yes
Pre-migration election results	-	yes	yes	yes	yes	yes	yes
Night-time light	-	-	yes	yes	yes	yes	yes
District fixed effects	yes	yes	yes	yes	yes	yes	yes
Number of observations	848	848	848	848	848	848	848
R ²	0.78	0.82	0.82	0.56	0.66	0.42	0.37

The table reports OLS estimates for 848 Moldovan communities. The dependent variables are the vote shares of different parties in the July 2009 parliamentary election at the community level (in percent). Table A3 in the appendix shows the full regression results. Standard errors clustered at the district level in parentheses. *** denotes statistical significance at the 1 percent level, ** at the 5 percent level, and * at the 10 percent level.

Table 4: Migration patterns and Communist votes over time, 2001-2010

	Communist votes 2001	Communist votes 2005	Communist votes April 2009	Communist votes July 2009	Communist votes 2010
	(1)	(2)	(3)	(4)	(5)
Prevalence of emigration to the West (%)	-0.30 (0.30)	-0.18 (0.34)	-0.40** (0.20)	-0.63*** (0.18)	-0.85*** (0.17)
Prevalence of emigration to the East (%)	0.00 (0.14)	-0.13 (0.16)	0.27* (0.14)	0.39** (0.16)	0.20 (0.20)
Full set of controls	yes	yes	yes	yes	yes
District fixed effects	yes	yes	yes	yes	yes
Number of observations	848	848	848	848	848
R ²	0.79	0.52	0.68	0.82	0.82

The table reports OLS estimates for 848 Moldovan communities. The dependent variables are the vote shares of the Communist Party in the parliamentary elections between 2001 and 2010 at the community level (in percent). Standard errors clustered at the district level in parentheses. *** denotes statistical significance at the 1 percent level, ** at the 5 percent level, and * at the 10 percent level.

Table 5: Migration patterns and Communist votes with fixed effects for geographical grid cells

	30x30km grid cells		15x15km grid cells	
	1st iteration	Average over 100 replications	1st iteration	Average over 100 replications
	(1)	(2)	(3)	(4)
Prevalence of emigration to the West (%)	-0.56*** (0.18)	-0.53	-0.61*** (0.22)	-0.50
Prevalence of emigration to the East (%)	0.42*** (0.14)	0.41	0.37*** (0.15)	0.29
Full set of controls	yes	yes	yes	yes
Grid cell fixed effects	yes	yes	yes	yes
Replications		100		100
Avg. number of grid cells		52		162
Number of observations	848		848	
R ²	0.81		0.85	

The table reports OLS estimates for 848 Moldovan communities. The dependent variable is the vote share of the Communist Party in the July 2009 parliamentary election at the community level (in percent). The regressions include dummies for geographical grid cells of different sizes. Figure A2 in the appendix illustrate how the quadratic grid cells compare to the size of Moldovan districts. Columns 2 and 4 shift the grid in random directions and show average results after 100 iterations. Standard errors clustered at the district level in parentheses. *** denotes statistical significance at the 1 percent level, ** at the 5 percent level, and * at the 10 percent level.

Table 6: Migration patterns and Communist votes accounting for the exit of migrants from the electorate

	<i>Assumed electoral preferences of emigrants to the West:</i>		
	Same as community	Non-Communist	Communist
	<i>Assumed electoral preferences of emigrants to the East:</i>		
	Same as community	Non-Communist	Communist
	(1)	(2)	(3)
Prevalence of emigration to the West (%)	-0.63*** (0.18)	-1.11*** (0.15)	0.28* (0.17)
Prevalence of emigration to the East (%)	0.39** (0.16)	-0.48** (0.19)	0.99*** (0.17)
Full set of controls	yes	yes	yes
District fixed effects	yes	yes	yes
Number of observations	848	848	848
R ²	0.82	0.81	0.82

The table reports OLS estimates for 848 Moldovan communities. The dependent variable is the hypothetical vote share of the Communist Party in the July 2009 parliamentary election at the community level (in percent), assuming that emigrants would not have left Moldova and remained part of their communities' electorate. We assume that migrants would have had the average voter turnout of their home communities. Standard errors clustered at the district level in parentheses. *** denotes statistical significance at the 1 percent level, ** at the 5 percent level, and * at the 10 percent level.

Table 7: Counterfactual results of the July 2009 parliamentary election

	Communist votes (%)		Communist seats in Parliament	
	Level	Change w.r.t. observed result	Level	Change w.r.t. observed result
Observed result in July 2009 parliamentary elections	45.3		48	
1) Same level of emigration, but to different destinations				
a) Move migrants from West to East	48.3	+3.0	51	+3
b) Move migrants from East to West	40.4	-4.9	43	-5
2) No emigration to the West or/and East				
a) No emigration to the West, same level of emigration to the East	47.2	1.8	50	+2
b) No emigration to the East, same level of emigration to the West	43.5	-1.9	46	-2

The table reports counterfactual vote shares of the Communist Party and the resulting changes in the distribution of parliamentary seats for the July 2009 parliamentary election using different migration scenarios. With a total of 101 seats in Parliament, one percent of the votes correspond roughly to one seat in Parliament. An absolute majority of 51 seats is needed to form the government. The counterfactual analysis is based on the point estimates from the baseline specification (column 3 of Table 3). To arrive at nation-wide counterfactual election results, we weigh the predicted election results by the number of votes cast in each community. We assume that migrants would have had the average electoral preferences and voter turnout of their home communities. In the first type of scenario, we hold the level of migration flows constant, but change their direction. Scenario 1a) examines the case where all migrants to the West had gone to the East instead. Scenario 1b) examines the opposite case where all migrants to the East had gone to the West instead. In the second type of scenario, we change the level of migration flows. Scenario 2a) examines the case where all migrants to the West had never migrated and stayed in Moldova instead. Scenario 2b) examines the case where all migrants to the East had never migrated and stayed in Moldova instead.

Table 8: Heterogeneity of the effect of migration patterns on Communist votes

	By share of population who grew up in the Soviet Union (were older than 21 years in 1991)		By share of population with higher education		Non-linear specification
	below median	above median	below median	above median	
	(1)	(2)	(3)	(4)	(5)
Prevalence of emigration to the West (%)	-0.37* (0.23)	-0.89*** (0.31)	-0.66*** (0.19)	-0.41* (0.25)	-1.29*** (0.49)
Prevalence of emigration to the East (%)	0.75*** (0.21)	0.08 (0.19)	0.52** (0.23)	0.32 (0.25)	0.93*** (0.32)
(Prevalence of emigration to the West) ²					0.05* (0.03)
(Prevalence of emigration to the East) ²					-0.03** (0.02)
Full set of controls	yes	yes	yes	yes	yes
District fixed effects	yes	yes	yes	yes	yes
Number of observations	424	424	424	424	848
R ²	0.81	0.82	0.78	0.87	0.82

The table reports OLS estimates for 848 Moldovan communities. The dependent variable is the vote share of the Communist Party in the July 2009 parliamentary election at the community level (in percent). For columns 1 and 2 as well as 3 and 4, the sample is split at the median of the respective variable. Standard errors clustered at the district level in parentheses. *** denotes statistical significance at the 1 percent level, ** at the 5 percent level, and * at the 10 percent level.

Table 9: Migration patterns and individual political preferences over time, 2002-2009

	Vote for the Communist Party	Satisfied with life in general	Trust in government	Trust in local media	In favor of government intervention in the economy
	(1)	(2)	(3)	(4)	(5)
Prevalence of emigration to the West (%)	0.012** (0.005)	0.009* (0.005)	0.018*** (0.006)	0.011 (0.007)	0.006 (0.007)
Prevalence of emigration to the East (%)	-0.005 (0.005)	-0.002 (0.004)	-0.008 (0.005)	-0.002 (0.007)	-0.003 (0.004)
Years since 2002	-0.021*** (0.006)	0.014** (0.006)	-0.019*** (0.006)	0.022** (0.010)	0.002 (0.006)
Prevalence of emigration to the West * years	-0.002*** (0.001)	-0.002*** (0.001)	-0.002** (0.001)	-0.003** (0.001)	-0.003* (0.001)
Prevalence of emigration to the East * years	0.000 (0.001)	-0.001 (0.001)	0.001 (0.001)	-0.000 (0.002)	0.001 (0.001)
Individual characteristics	yes	yes	yes	yes	yes
Community characteristics	yes	yes	yes	yes	yes
District fixed effects	yes	yes	yes	yes	yes
Number of observations	8,350	8,350	8,350	8,350	8,350
R ²	0.10	0.03	0.09	0.05	0.03

The table reports OLS estimates for 8,350 individuals using data from several rounds of the Moldovan Political Barometer, a regular public opinion poll on socio-political issues. The sample is based on a pooled cross-section of all rounds conducted between April 2002 and March 2009. The dependent variables are whether an individual would have voted for the Communist Party should there be elections next Sunday (column 1), is satisfied with life in general (column 2), has trust in the government (column 3), has trust in local media (column 4), and would like the state to play an increased role to improve socio-economic conditions (column 5). Marginal effects from a probit model are very similar and available upon request. Standard errors clustered at the community level in parentheses. *** denotes statistical significance at the 1 percent level, ** at the 5 percent level, and * at the 10 percent level.

Table 10: Transmission channels of the effect of migration patterns on Communist votes

<i>Dependent variable</i>	Communist votes local elections 2007	Communist mayor 2007	Voter turnout July 2009	Communist votes July 2009
	(1)	(2)	(3)	(4)
Prevalence of emigration to the West (%)	-0.55** (0.26)	-0.02** (0.01)	-0.52*** (0.08)	-0.65*** (0.18)
Prevalence of emigration to the East (%)	0.19 (0.20)	0.00 (0.01)	-0.31*** (0.09)	0.36** (0.16)
Full set of controls	yes	yes	yes	yes
District fixed effects	yes	yes	yes	yes
Number of observations	845	846	848	848
R ²	0.33	0.18	0.49	0.82

The table reports OLS estimates for 848 Moldovan communities. The dependent variables are the vote share of the Communist Party in the 2007 local elections (in percent) (column 1), a binary indicator whether a Communist mayor was elected in the local elections 2007 (column 2), voter turnout in the July 2009 parliamentary election (in percent) (column 3), and the vote share of the Communist Party in the July 2009 parliamentary election (in percent) (column 4). In column 4, in addition to the standard set of control variables, we also control for community-level night-time light intensity, per-capita tax revenues, the unemployment rate and the per-capita number of shops in 2009. The three latter variables are based on statistics published by the Moldovan Ministry of Economy and Trade. Standard errors clustered at the district level in parentheses. *** denotes statistical significance at the 1 percent level, ** at the 5 percent level, and * at the 10 percent level.

Table 11: Individual-level migration patterns and Communist votes in 2010 (exit poll)

	Individual controls	Plus community fixed effects
	(1)	(2)
Returned emigrant from the West	-0.087*** (0.014)	-0.068*** (0.014)
Returned emigrant from the East	0.014 (0.016)	0.010 (0.014)
With close family member in the West	-0.121*** (0.013)	-0.079*** (0.016)
With close family member in the East	0.007 (0.015)	0.001 (0.013)
With close family members in both the West and East	-0.077*** (0.012)	-0.072*** (0.013)
Individual characteristics	yes	yes
Community fixed effects	-	yes
Number of observations	7,344	7,344
R ²	0.18	0.22

The table reports OLS estimates for 7,344 individuals using data from an exit poll conducted during the parliamentary election of November of 2010. The dependent variable is a binary variable indicating whether an individual voted for the Communist Party. Marginal effects from a probit model are very similar and are available upon request. Standard errors clustered at the community level in parentheses. *** denotes statistical significance at the 1 percent level, ** at the 5 percent level, and * at the 10 percent level.

Appendix

Appendix 1: Determinants of migration to the East and West

This appendix analyzes the determinants of migration patterns at the community level using exactly the same set of explanatory variables as in our baseline regression in the main analysis (column 3 of Table 3). Table A1 below summarizes the results. The dependent variables are the overall prevalence of emigration (column 1), the share of westward migrants among all migrants (column 2), the prevalence of westward migration (column 3), and the prevalence of eastward migration (column 4). As explanatory variables, we use the same set of community-level variables as in our main analysis (see column 3 of Table A3). A description of these variables including their data sources can be found in section 4 as well as in Table 2 above.

A first important result is that pre-migration electoral preferences are not systematically associated with the size and direction of migrant flows. In particular, more liberal communities do not send more migrants to the West and more Communist communities do not send more migrants to the East. Conditional on observable community characteristics, there is little evidence for political self-selection of migrants at the community level.

Second, we find that adverse economic shocks pushed many Moldovans abroad, as is widely acknowledged in the literature. A reduction in night-time light intensity between 1992 and 1999 is associated with a significant increase in the prevalence of emigration. Importantly, however, adverse economic shocks cannot explain whether migrants left Moldova for the West or the East. Changes in night-time light intensity are not significantly related with the share of westward migrants among all migrants. This result is in line with the idea that, as a result of migrant networks, it should primarily be the destination choice of the first migrants that affects the destination choice of subsequent migrants.

Third, we can confirm that the drivers of the destination choice of the first migrants are crucial determinants of migration patterns in 2004. Russian and Gagauz minorities facilitate migration flows to the East, while a high share of ethnic Moldovans, the reference category, is positively associated with migration flows to the West. In addition, communities that are closer to a Moldovan-Romanian border crossing see significantly more migration to the West. The marginal effect is large: A 35 kilometer decrease in distance is associated with a one-percentage point increase of a community's population in the West (even after controlling for district-fixed effects that already pick up large parts of the border effects). Hence, small differences in pre-migration community characteristics have the potential to bring about large differences in migration patterns.

We also find that westward migration is more prevalent in larger communities and in communities with lower dependency ratios and a more educated population. These findings reflect that westward migration is more costly to finance than eastward migration and therefore more accessible to better-off individuals who live in such communities (Luecke et al., 2007).

Appendix 2: Robustness checks

We perform a number of checks to assess the robustness of the baseline coefficients of westward and eastward migration. Table A4 below summarizes the results. Column 1 adds 5th-order polynomials of all control variables including pre-migration election results. In case the linear approximation used in the baseline specification is not valid, important confounding variables may still cause biased estimates of the coefficients of interest. 5th-order polynomials of the control variables would account for potential non-linearities in the relationship between community characteristics before migration took off and the evolution of migration and voting patterns thereafter. However, including the polynomials does not significantly change our coefficients of interest.

Column 2 includes the share of Communist votes in the parliamentary election of 2001, the year in which the Communist Party returned to power, as an additional regressor. Hence, we only analyze the change in electoral preferences for the period 2001-2009, during which the Communist Party had a firm grip on power in Moldova. Again, the coefficients of interest are not affected.

Column 3 controls for the demographic composition of migrant flows in terms of age, sex and education. In principle, the absence of certain types of individuals alone may already affect electoral preferences irrespective of the destination of migrants, e.g. through a change in gender roles in communities with a high female migration prevalence. To attribute the political effects of emigration to political spillovers from abroad, they should be unrelated to different pre-departure characteristics of migrants to the West and East. This is a valid concern for the case of Moldova because westward and eastward migrants differ somewhat in their demographic characteristics. Westward migrants are relatively more educated and female than eastward migrants. However, our results are fully robust to the inclusion of the demographic characteristics of the migrants. If anything, the coefficient of westward migration becomes larger as the demographic characteristics partially capture migrants' electoral preferences and thus weaken the impact of the exit effect on the coefficient.

Next, we use different definitions of the West. So far, Western destinations have been defined as having higher democracy scores than Moldova using the Polity IV democracy index. This definition includes countries like Romania or Bulgaria that have not reached the top score of ten, which defines a fully institutionalized and consolidated democracy. The effect of westward migration becomes even more pronounced after re-classifying only top-score countries as Western and the rest as Eastern destinations (column 4). The same is true if one defines the West without Italy, the most important destination for Moldovan migrants in Europe (column 5). We also consider an alternative definition of the West based on the rule-of-law index from the World Bank Governance Indicators 2004. The ranking of destination countries relative to Moldova, however, is largely the same and our results do not change (column 6).

Finally, we assess the robustness of our model to using different econometric specifications. So far, we have relied on a specification with lagged outcomes as regressors rather than using first differences. We have done so for two reasons. First, the structure of our dataset is not a classic panel. The dependent variable is measured at different points in time than the explanatory variables. Taking


differences would therefore require taking differences over different periods. Additionally, some explanatory variables are not observed at different points in time, which would not allow us to take differences. Second, first differencing would imply taking the differences between Communist votes in 1998 and 2009. Controlling for different dimensions of pre-migration electoral preferences in form of the vote shares of other parties would not be possible. At the same time, however, first differencing avoids potential endogeneity problems that may arise from the use of lagged outcomes as regressors in parametric models (Angrist and Pischke, 2008). In column 7, we therefore present the results of a first-difference specification. The coefficient of westward migration remains unaffected, but the coefficient of eastward migration ceases to be significant at usual significance levels.

In another specification we use the overall migration prevalence and the share of westward migrants among all migrants instead of the prevalence of emigration to the West and East (column 8). The coefficient of overall migration prevalence is close to zero and insignificant while the coefficient of the share of westward migrants is negative and highly significant, which is in line with the previous results.

Finally, we follow Spilimbergo (2009) and use a continuous measure of the level of democracy abroad instead of splitting migrants' destinations into Western and Eastern countries (column 9). The level of democracy abroad is defined as the weighted average of democracy scores in destination countries, where a country's weight is given by the share of migrants in that country among all migrants from the same community. An interaction term between overall migration prevalence and the level of democracy abroad then measures the degree of exposure to democracy abroad. The interaction term is negative and highly significant. Hence, the magnitude of the marginal effect of emigration on Communist votes increases with the level of democracy abroad.

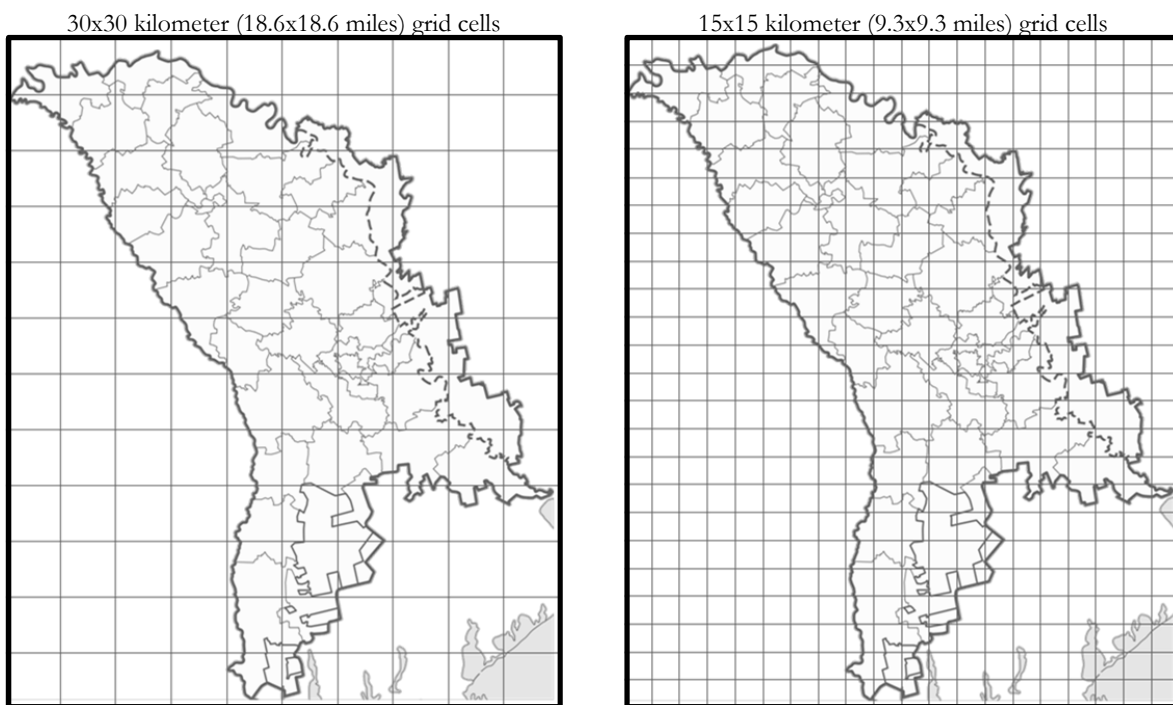
Appendix 3: Figures

Figure A1: Night-time light intensity of Moldovan communities in 1992 and 1999



The images are based on data from the Defense Meteorological Satellite Program's Operational Linescan System. District borders are drawn in white.

Figure A2: Moldovan districts on a grid with 30x30 and 15x15 kilometer cells



Appendix 4: Tables

Table A1: Determinants of migration patterns at the community level

	Overall prevalence of emigration		Share of westward migrants among migrants		Prevalence of emigration to the West		Prevalence of emigration to the East	
	(1)		(2)		(3)		(4)	
	coef.	s.e.	coef.	s.e.	coef.	s.e.	coef.	s.e.
Communist Party 1998 (%)	0.00	(0.01)	-0.14	(0.08)	-0.01	(0.01)	0.01	(0.01)
Democratic Party 1998 (%)	0.01	(0.01)	0.05	(0.07)	0.01	(0.01)	-0.01	(0.01)
Democratic Convention 1998 (%)	0.03***	(0.01)	0.03	(0.09)	0.01*	(0.01)	0.02*	(0.01)
Party of Democratic Forces 1998 (%)	0.00	(0.02)	0.07	(0.10)	0.01	(0.01)	-0.01	(0.01)
Voter turnout 1998 (%)	-0.01	(0.02)	0.01	(0.09)	-0.00	(0.01)	-0.01	(0.01)
Democratic Agrarian Party 1994 (%)	-0.00	(0.01)	0.10*	(0.05)	0.01	(0.01)	-0.01	(0.01)
Socialist Party 1994 (%)	-0.00	(0.01)	0.11**	(0.05)	0.01	(0.01)	-0.01	(0.01)
Peasants and Intellectuals Bloc 1994 (%)	-0.02	(0.02)	0.25**	(0.12)	0.01	(0.01)	-0.03*	(0.02)
Alliance Pop. Christian Dem. Front 1994 (%)	-0.06**	(0.03)	0.13	(0.14)	-0.02	(0.01)	-0.05**	(0.02)
Change night-time light 1992-1999	-0.11*	(0.06)	-0.18	(0.26)	-0.05	(0.03)	-0.05	(0.05)
Community size 1501-3000	-0.19	(0.34)	3.16***	(1.24)	0.28	(0.19)	-0.48*	(0.26)
Community size > 3000	-0.59	(0.41)	6.53***	(1.34)	0.40*	(0.22)	-0.99***	(0.29)
District capital	-3.83***	(1.13)	2.28	(3.45)	-0.14	(0.62)	-3.69***	(0.97)
Distance to district capital (km)	-0.07***	(0.02)	0.09	(0.10)	-0.03**	(0.01)	-0.05***	(0.02)
Distance to Romanian border crossing (km)	-0.01***	(0.01)	-0.10	(0.10)	-0.02**	(0.01)	0.00***	(0.02)
Chisinau/Balti	-7.70*	(3.89)	8.26	(6.38)	-0.63	(1.37)	-7.07**	(3.40)
Population 0-14 years (%)	-0.27***	(0.06)	-0.65*	(0.37)	-0.15***	(0.04)	-0.12*	(0.07)
Population 15-34 years (%)	0.18**	(0.07)	-0.38	(0.37)	0.06	(0.05)	0.12**	(0.06)
Population 65 years and older (%)	-0.24***	(0.08)	-0.28	(0.33)	-0.03	(0.04)	-0.21***	(0.07)
Population with higher education (%)	0.07	(0.07)	0.59***	(0.20)	0.10***	(0.03)	-0.03	(0.06)
Population with primary or no education (%)	-0.01	(0.02)	-0.03	(0.09)	-0.00	(0.01)	-0.00	(0.02)
Ratio high-skilled/low-skilled	0.49	(1.77)	-3.63	(4.12)	-0.92	(0.88)	1.41	(1.43)
Ethnic Russians (%)	-0.03	(0.11)	-1.22***	(0.42)	-0.19***	(0.07)	0.16*	(0.09)
(Ethnic Russians) ²	-0.00	(0.00)	0.01***	(0.00)	0.00***	(0.00)	-0.00**	(0.00)
Ethnic Ukrainians (%)	-0.06	(0.05)	-0.10	(0.24)	-0.07**	(0.04)	0.01	(0.05)
(Ethnic Ukrainians) ²	0.00	(0.00)	0.00	(0.00)	0.00*	(0.00)	-0.00	(0.00)
Ethnic Gagauz (%)	-0.02	(0.05)	-0.72**	(0.32)	-0.11**	(0.04)	0.09	(0.06)
(Ethnic Gagauz) ²	0.00**	(0.00)	0.00	(0.00)	0.00**	(0.00)	0.00	(0.00)
Ethnic Bulgarians (%)	-0.06	(0.05)	-0.01	(0.28)	-0.04	(0.03)	-0.01	(0.05)
(Ethnic Bulgarians) ²	0.00	(0.00)	-0.00	(0.00)	0.00	(0.00)	0.00	(0.00)
Ethnic fractionalization	5.81***	(1.86)	-4.80	(12.36)	3.08**	(1.61)	2.73	(1.68)
Constant	13.46	(4.43)	50.22***	(18.20)	4.35	(2.34)	9.12	(3.88)
District fixed effects	yes		yes		yes		yes	
Number of observations	848		847		848		848	
R ²	0.39		0.65		0.56		0.48	

The table reports OLS estimates of the determinants of migration patterns for 848 communities using the same set of explanatory variables as in our baseline specification in the main analysis (column 3 of Table 3). The prevalence of emigration is measured as the share of migrants as percent of the total population. The share of westward migrants among all migrants is measured in percent. Standard errors clustered at the district level in parentheses. *** denotes statistical significance at the 1 percent level, ** at the 5 percent level, and * at the 10 percent level.

Table A2: Night-time light intensity as a proxy for economic conditions at the community level

	Per-capita tax revenues 2009	Unemployment rate 2009	Per-capita number of shops 2009
	(1)	(2)	(3)
Night-time light 2009	0.012*** (0.003)	-0.597*** (0.224)	1.06E-04*** (4.78E-05)
Community size 1501-3000	-0.025*** (0.009)	-2.769* (1.573)	-2.50E-04* (1.38E-04)
Community size > 3000	0.008 (0.013)	-1.723 (1.824)	0.001*** (0.000)
Chisinau/Balti	0.762*** (0.250)	1.210 (7.428)	-0.005* (0.003)
Constant	0.204*** (0.007)	21.186*** (1.300)	0.003*** (0.000)
Number of observations	848	848	848
R ²	0.19	0.01	0.06

The table reports OLS estimates for 848 Moldovan communities. The dependent variables are the per-capita tax revenues (column 1), the unemployment rate (column 2), and the per-capita number of shops in 2009 (column 3). These variables are based on statistics published by the Moldovan Ministry of Economy and Trade. Standard errors clustered at the district level in parentheses. *** denotes statistical significance at the 1 percent level, ** at the 5 percent level, and * at the 10 percent level.

Table A3: Full regression results of columns 1-3 of Table 3

	Basic controls		Plus pre-migration election results		Plus night-time light (full model)	
	(1)		(2)		(3)	
	coef.	s.e.	coef.	s.e.	coef.	s.e.
Prevalence of emigration to the West (%)	-0.70***	(0.20)	-0.63***	(0.18)	-0.63***	(0.18)
Prevalence of emigration to the East (%)	0.44**	(0.17)	0.39**	(0.16)	0.39**	(0.16)
Community size 1501-3000	-1.36	(1.01)	-1.93**	(0.99)	-1.94**	(0.99)
Community size > 3000	-2.66**	(1.16)	-2.28*	(1.20)	-2.27*	(1.20)
District capital	0.37	(2.34)	-1.18	(1.91)	-1.31	(2.03)
Distance to district capital (km)	0.00	(0.08)	-0.00	(0.07)	-0.00	(0.07)
Distance to Romanian border crossing (km)	0.03	(0.04)	0.04	(0.04)	0.04	(0.04)
Chisinau/Balti	8.15	(6.27)	5.61	(4.79)	5.45	(4.81)
Population 0-14 years (%)	-0.01	(0.20)	0.03	(0.18)	0.05	(0.19)
Population 15-34 years (%)	0.03	(0.22)	0.15	(0.20)	0.15	(0.20)
Population 65 years and older (%)	-0.06	(0.23)	0.18	(0.21)	0.19	(0.21)
Population with higher education (%)	-0.41***	(0.15)	-0.27*	(0.15)	-0.28*	(0.16)
Population with primary or no education (%)	0.14***	(0.05)	0.13***	(0.04)	0.13***	(0.04)
Ratio high-skilled/low-skilled	3.38	(3.73)	2.85	(3.00)	2.98	(3.06)
Ethnic Russians (%)	1.46***	(0.25)	0.97***	(0.19)	0.96***	(0.19)
(Ethnic Russians) ²	-0.01***	(0.00)	-0.01***	(0.00)	-0.01***	(0.00)
Ethnic Ukrainians (%)	1.18***	(0.16)	0.66***	(0.14)	0.67***	(0.13)
(Ethnic Ukrainians) ²	-0.01***	(0.00)	-0.00***	(0.00)	-0.00***	(0.00)
Ethnic Gagauz (%)	1.13***	(0.29)	0.71***	(0.23)	0.72***	(0.23)
(Ethnic Gagauz) ²	-0.01**	(0.00)	-0.00*	(0.00)	-0.00*	(0.00)
Ethnic Bulgarians (%)	1.21***	(0.20)	0.65***	(0.13)	0.65***	(0.13)
(Ethnic Bulgarians) ²	-0.01***	(0.00)	-0.00*	(0.00)	-0.00*	(0.00)
Ethnic fractionalization	-25.62***	(6.90)	-13.34**	(6.27)	-13.52**	(6.15)
Communist Party 1998 (%)			0.15***	(0.03)	0.15***	(0.03)
Democratic Party 1998 (%)			0.03	(0.04)	0.03	(0.04)
Democratic Convention 1998 (%)			-0.13***	(0.05)	-0.13***	(0.05)
Party of Democratic Forces 1998 (%)			-0.12	(0.07)	-0.12	(0.07)
Voter turnout 1998 (%)			0.00	(0.05)	0.00	(0.05)
Democratic Agrarian Party 1994 (%)			0.08**	(0.04)	0.08**	(0.04)
Socialist Party 1994 (%)			0.10**	(0.05)	0.10**	(0.05)
Peasants and Intellectuals Bloc 1994 (%)			-0.06	(0.06)	-0.06	(0.06)
Alliance Pop. Christian Dem. Front 1994 (%)			-0.13*	(0.07)	-0.13*	(0.08)
Change night-time light 1992-1999					-0.06	(0.15)
Constant	34.83**	(12.08)	22.89	(12.70)	21.89	(13.38)
District fixed effects	yes		yes		yes	
Number of observations	848		848		848	
R ²	0.78		0.82		0.82	

The table reports the full OLS estimates of our baseline results summarized in Table 3. The dependent variable is the vote share of the Communist Party in the July 2009 parliamentary election at the community level (in percent). Standard errors clustered at the district level in parentheses. *** denotes statistical significance at the 1 percent level, ** at the 5 percent level, and * at the 10 percent level.

Table A4: Robustness checks

	Fifth-order polynomials of all control variables	Control for share of Communist votes in 2001	Migrant characteristics	West: only top polity score	West: without Italy	West: better rule of law than Moldova	Estimation in first differences	Estimation with share of westward migrants among all migrants	Exposure to democracy abroad
	(1)	(2)	(3)	(4)	(5)	(6)	(7)	(8)	(9)
Prevalence of emigration to the West (%)	-0.54*** (0.21)	-0.76*** (0.15)	-0.86*** (0.15)	-0.95*** (0.17)	-1.22*** (0.21)	-0.63*** (0.18)	-0.87*** (0.26)		
Prevalence of emigration to the East (%)	0.45*** (0.16)	0.41*** (0.15)	0.43** (0.18)	0.34** (0.16)	0.40** (0.16)	0.39** (0.16)	0.20 (0.24)		
Overall prevalence of emigration (%)								0.03 (0.14)	4.74*** (0.85)
Share of westward migrants among all migrants (%)								-0.10*** (0.03)	
Democracy abroad									4.67 (7.94)
Overall prevalence of emigration * democracy abroad									-5.44*** (0.97)
Full set of controls	yes	yes	yes	yes	yes	yes	-	yes	yes
District fixed effects	yes	yes	yes	yes	yes	yes	-	yes	yes
Number of observations	848	847	847	848	848	848	848	847	848
R ²	0.85	0.84	0.82	0.82	0.82	0.82	0.03	0.82	0.82

The table reports OLS estimates for 848 Moldovan communities. The dependent variable is the vote share of the Communist Party in the July 2009 parliamentary election at the community level (in percent). See Appendix 2 (robustness checks) for more details on the different columns. Standard errors clustered at the district level in parentheses. *** denotes statistical significance at the 1 percent level, ** at the 5 percent level, and * at the 10 percent level.